

# Product Datasheet

## CBX3 Antibody - Azide and BSA Free NBP2-98758-100ul

Unit Size: 100 ul

Store at 4C short term. Aliquot and store at -20C long term. Avoid freeze-thaw cycles.

[www.novusbio.com](http://www.novusbio.com)



[technical@novusbio.com](mailto:technical@novusbio.com)

Protocols, Publications, Related Products, Reviews, Research Tools and Images at:  
[www.novusbio.com/NBP2-98758](http://www.novusbio.com/NBP2-98758)

Updated 2/26/2025 v.20.1

Earn rewards for product  
reviews and publications.

Submit a publication at [www.novusbio.com/publications](http://www.novusbio.com/publications)

Submit a review at [www.novusbio.com/reviews/destination/NBP2-98758](http://www.novusbio.com/reviews/destination/NBP2-98758)



**NBP2-98758-100ul**

CBX3 Antibody - Azide and BSA Free

**Product Information**

<b>Unit Size</b>	100 ul
<b>Concentration</b>	Please see the vial label for concentration. If unlisted please contact technical services.
<b>Storage</b>	Store at 4C short term. Aliquot and store at -20C long term. Avoid freeze-thaw cycles.
<b>Clonality</b>	Polyclonal
<b>Preservative</b>	No Preservative
<b>Isotype</b>	IgG
<b>Purity</b>	Antigen and protein A Affinity-purified
<b>Buffer</b>	0.2 um filtered solution in PBS

**Product Description**

<b>Description</b>	This antibody can be stored at 2C to 8C for one month without detectable loss of activity. Antibody products are stable for twelve months from date of receipt when stored at -20C to -80C. Avoid repeated freeze-thaw cycles.
<b>Host</b>	Rabbit
<b>Gene ID</b>	11335
<b>Gene Symbol</b>	CBX3
<b>Species</b>	Human
<b>Immunogen</b>	Produced in rabbits immunized with a synthetic peptide corresponding to the center region of the Human CBX3.

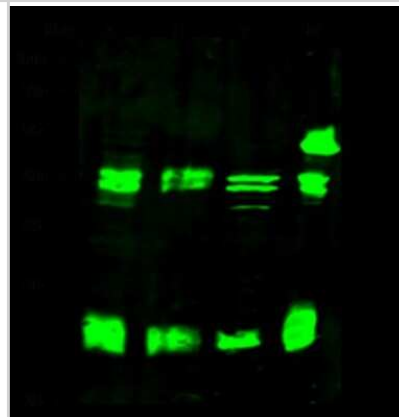
**Product Application Details**

<b>Applications</b>	Western Blot, Immunocytochemistry/ Immunofluorescence, Immunoprecipitation
<b>Recommended Dilutions</b>	Western Blot 1:500-1:2000, Immunocytochemistry/ Immunofluorescence 1:300-1:10000, Immunoprecipitation 1-4 uL/mg of lysate

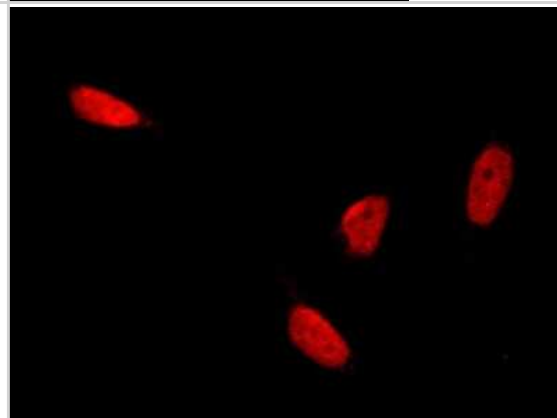


## Images

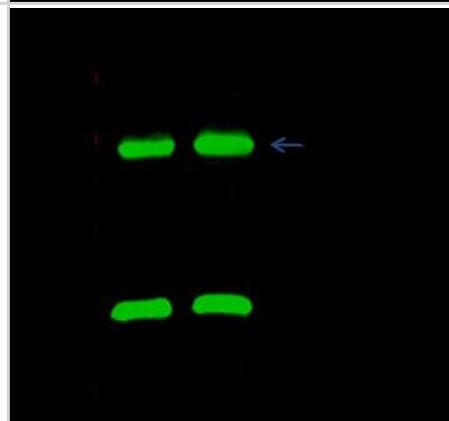
Western Blot: CBX3 Antibody [NBP2-98758] - Anti-CBX3 rabbit polyclonal antibody at 1:500 dilution. Lane A: HepG2 Whole Cell Lysate. Lane B: HeLa Whole Cell Lysate. Lane C: A431 Whole Cell Lysate. Lane D: MCF7 Whole Cell Lysate. Lysates/proteins at 30 ug per lane. Secondary Goat Anti-Rabbit IgG H&L (Dylight 800) at 1/10000 dilution. Developed using the Odyssey technique. Performed under reducing conditions. Predicted band size: 20 kDa. Observed band size: 20 kDa (We are unsure as to the identity of these extra bands).



Immunocytochemistry/Immunofluorescence: CBX3 Antibody [NBP2-98758] - Immunofluorescence staining of CBX3 in HeLa cells. Cells were fixed with 4% PFA, permeabilized with 0.3% Triton X-100 in PBS, blocked with 10% serum, and incubated with rabbit anti-human CBX3 polyclonal antibody (1:1000) at 4C overnight. Then cells were stained with the Alexa Fluor(R)594-conjugated Goat Anti-rabbit IgG secondary antibody (red). Positive staining was localized to nucleus.



Immunoprecipitation: CBX3 Antibody [NBP2-98758] - CBX3 was immunoprecipitated using: Lane A: 0.5 mg HeLa Whole Cell Lysate. Lane B: 0.5 mg A549 Whole Cell Lysate 2 ul anti-CBX3 rabbit polyclonal antibody and 15 ul of 50 % Protein G agarose. Primary antibody: Anti-CBX3 rabbit polyclonal antibody, at 1:200 dilution. Secondary antibody: Dylight 800-labeled antibody to rabbit IgG (H+L), at 1:5000 dilution. Developed using the Odyssey technique. Performed under reducing conditions. Predicted band size: 20 kDa. Observed band size: 20 kDa





### **Novus Biologicals USA**

10730 E. Briarwood Avenue  
Centennial, CO 80112  
USA  
Phone: 303.730.1950  
Toll Free: 1.888.506.6887  
Fax: 303.730.1966  
nb-customerservice@bio-techne.com

### **Bio-Techne Canada**

21 Canmotor Ave  
Toronto, ON M8Z 4E6  
Canada  
Phone: 905.827.6400  
Toll Free: 855.668.8722  
Fax: 905.827.6402  
canada.inquires@bio-techne.com

### **Bio-Techne Ltd**

19 Barton Lane  
Abingdon Science Park  
Abingdon, OX14 3NB, United Kingdom  
Phone: (44) (0) 1235 529449  
Free Phone: 0800 37 34 15  
Fax: (44) (0) 1235 533420  
info.EMEA@bio-techne.com

### **General Contact Information**

www.novusbio.com  
Technical Support: nb-technical@bio-techne.com  
Orders: nb-customerservice@bio-techne.com  
General: novus@novusbio.com

### **Products Related to NBP2-98758-100ul**

---

HAF008	Goat anti-Rabbit IgG Secondary Antibody [HRP]
NB7160	Goat anti-Rabbit IgG (H+L) Secondary Antibody [HRP]
NBP2-24891	Rabbit IgG Isotype Control
NBP1-99065-100ug	Recombinant Human CBX3 His Protein

---

### **Limitations**

This product is for research use only and is not approved for use in humans or in clinical diagnosis. Primary Antibodies are guaranteed for 1 year from date of receipt.

For more information on our 100% guarantee, please visit [www.novusbio.com/guarantee](http://www.novusbio.com/guarantee)

Earn gift cards/discounts by submitting a review: [www.novusbio.com/reviews/submit/NBP2-98758](http://www.novusbio.com/reviews/submit/NBP2-98758)

Earn gift cards/discounts by submitting a publication using this product:  
[www.novusbio.com/publications](http://www.novusbio.com/publications)

