

# Product Datasheet

## Cytokeratin 1 Antibody - Azide and BSA Free NBP2-98734-100ul

Unit Size: 100 ul

Store at 4C short term. Aliquot and store at -20C long term. Avoid freeze-thaw cycles.

[www.novusbio.com](http://www.novusbio.com)



[technical@novusbio.com](mailto:technical@novusbio.com)

Protocols, Publications, Related Products, Reviews, Research Tools and Images at:  
[www.novusbio.com/NBP2-98734](http://www.novusbio.com/NBP2-98734)

Updated 2/26/2025 v.20.1

Earn rewards for product  
reviews and publications.

Submit a publication at [www.novusbio.com/publications](http://www.novusbio.com/publications)

Submit a review at [www.novusbio.com/reviews/destination/NBP2-98734](http://www.novusbio.com/reviews/destination/NBP2-98734)



**NBP2-98734-100ul**

Cytokeratin 1 Antibody - Azide and BSA Free

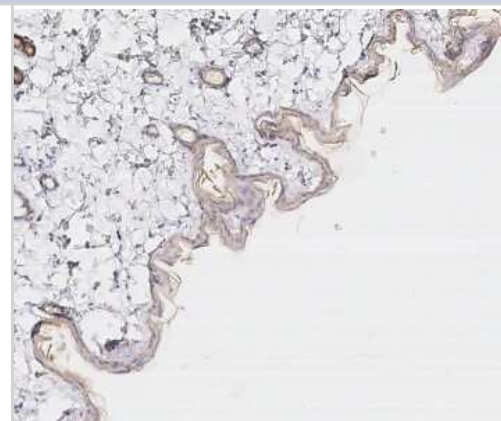
Product Information	
<b>Unit Size</b>	100 ul
<b>Concentration</b>	Please see the vial label for concentration. If unlisted please contact technical services.
<b>Storage</b>	Store at 4C short term. Aliquot and store at -20C long term. Avoid freeze-thaw cycles.
<b>Clonality</b>	Polyclonal
<b>Preservative</b>	No Preservative
<b>Isotype</b>	IgG
<b>Purity</b>	Antigen and protein A Affinity-purified
<b>Buffer</b>	0.2 um filtered solution in PBS

Product Description	
<b>Description</b>	This antibody can be stored at 2C to 8C for one month without detectable loss of activity. Antibody products are stable for twelve months from date of receipt when stored at -20C to -80C. Avoid repeated freeze-thaw cycles.
<b>Host</b>	Rabbit
<b>Gene ID</b>	3848
<b>Gene Symbol</b>	KRT1
<b>Species</b>	Human, Mouse, Rat
<b>Immunogen</b>	Produced in rabbits immunized with a synthetic peptide corresponding to the N-terminus of the Human Cytokeratin 1.

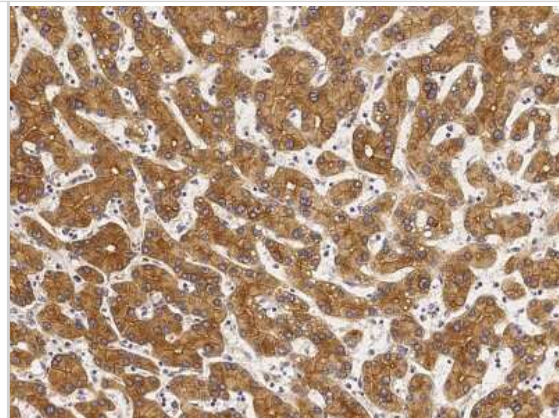
Product Application Details	
<b>Applications</b>	Immunohistochemistry-Paraffin
<b>Recommended Dilutions</b>	Immunohistochemistry-Paraffin 1:250-1:1000

**Images**

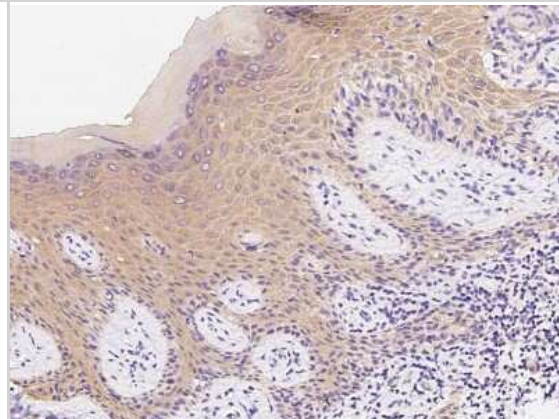
Immunohistochemistry-Paraffin: Cytokeratin 1 Antibody [NBP2-98734] - Immunochemical staining Cytokeratin 1 in rat skin with rabbit polyclonal antibody (1:2000, formalin-fixed paraffin embedded sections).



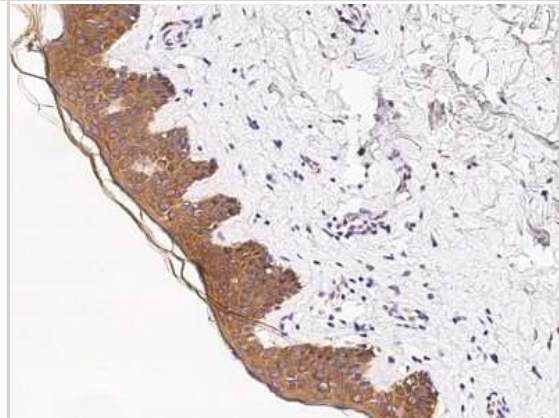
Immunohistochemistry-Paraffin: Cytokeratin 1 Antibody [NBP2-98734] -  
Immunochemical staining Cytokeratin 1 in human hepatoma with rabbit  
polyclonal antibody (1:500, formalin-fixed paraffin embedded sections).



Immunohistochemistry-Paraffin: Cytokeratin 1 Antibody [NBP2-98734] -  
Immunochemical staining Cytokeratin 1 in human malignant melanoma  
with rabbit polyclonal antibody (1:2000, formalin-fixed paraffin embedded  
sections).



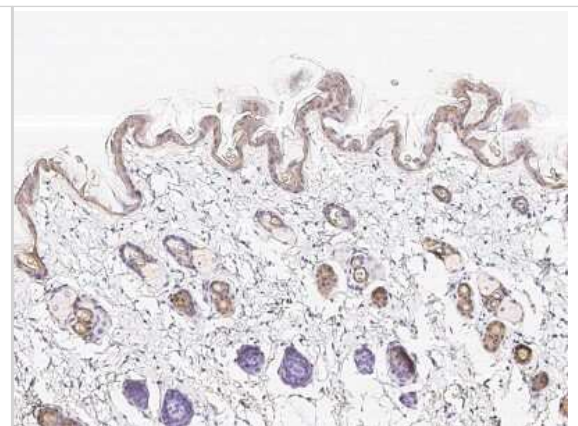
Immunohistochemistry-Paraffin: Cytokeratin 1 Antibody [NBP2-98734] -  
Immunochemical staining Cytokeratin 1 in human skin with rabbit  
polyclonal antibody (1:2000, formalin-fixed paraffin embedded sections).



Immunohistochemistry-Paraffin: Cytokeratin 1 Antibody [NBP2-98734] -  
Immunochemical staining Cytokeratin 1 in human stomach with rabbit  
polyclonal antibody (1:500, formalin-fixed paraffin embedded sections).



Immunohistochemistry-Paraffin: Cytokeratin 1 Antibody [NBP2-98734] -  
Immunochemical staining Cytokeratin 1 in mouse skin with rabbit  
polyclonal antibody (1:2000, formalin-fixed paraffin embedded sections).





### Novus Biologicals USA

10730 E. Briarwood Avenue  
Centennial, CO 80112  
USA  
Phone: 303.730.1950  
Toll Free: 1.888.506.6887  
Fax: 303.730.1966  
nb-customerservice@bio-techne.com

### Bio-Techne Canada

21 Canmotor Ave  
Toronto, ON M8Z 4E6  
Canada  
Phone: 905.827.6400  
Toll Free: 855.668.8722  
Fax: 905.827.6402  
canada.inquires@bio-techne.com

### Bio-Techne Ltd

19 Barton Lane  
Abingdon Science Park  
Abingdon, OX14 3NB, United Kingdom  
Phone: (44) (0) 1235 529449  
Free Phone: 0800 37 34 15  
Fax: (44) (0) 1235 533420  
info.EMEA@bio-techne.com

### General Contact Information

www.novusbio.com  
Technical Support: nb-technical@bio-techne.com  
Orders: nb-customerservice@bio-techne.com  
General: novus@novusbio.com

### Products Related to NBP2-98734-100ul

---

HAF008	Goat anti-Rabbit IgG Secondary Antibody [HRP]
NB7160	Goat anti-Rabbit IgG (H+L) Secondary Antibody [HRP]
NBP2-24891	Rabbit IgG Isotype Control
H00003848-Q01-10ug	Recombinant Human Cytokeratin 1 GST (N-Term) Protein

---

### Limitations

This product is for research use only and is not approved for use in humans or in clinical diagnosis. Primary Antibodies are guaranteed for 1 year from date of receipt.

For more information on our 100% guarantee, please visit [www.novusbio.com/guarantee](http://www.novusbio.com/guarantee)

Earn gift cards/discounts by submitting a review: [www.novusbio.com/reviews/submit/NBP2-98734](http://www.novusbio.com/reviews/submit/NBP2-98734)

Earn gift cards/discounts by submitting a publication using this product:  
[www.novusbio.com/publications](http://www.novusbio.com/publications)

