

# Product Datasheet

## GRIM19 Antibody - BSA Free

### NBP2-98488-100ul

Unit Size: 100 ul

Store at 4C short term. Aliquot and store at -20C long term. Avoid freeze-thaw cycles.

[www.novusbio.com](http://www.novusbio.com)



[technical@novusbio.com](mailto:technical@novusbio.com)

Protocols, Publications, Related Products, Reviews, Research Tools and Images at:  
[www.novusbio.com/NBP2-98488](http://www.novusbio.com/NBP2-98488)

Updated 2/26/2025 v.20.1

Earn rewards for product  
reviews and publications.

Submit a publication at [www.novusbio.com/publications](http://www.novusbio.com/publications)

Submit a review at [www.novusbio.com/reviews/destination/NBP2-98488](http://www.novusbio.com/reviews/destination/NBP2-98488)



**NBP2-98488-100ul**

GRIM19 Antibody - BSA Free

Product Information	
Unit Size	100 ul
Concentration	Please see the vial label for concentration. If unlisted please contact technical services.
Storage	Store at 4C short term. Aliquot and store at -20C long term. Avoid freeze-thaw cycles.
Clonality	Polyclonal
Preservative	0.03% Proclin 300
Isotype	IgG
Purity	Antigen and protein A Affinity-purified
Buffer	PBS

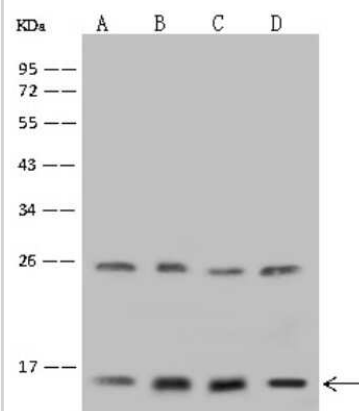
Product Description	
Description	This antibody can be stored at 2C to 8C for one month without detectable loss of activity. Antibody products are stable for twelve months from date of receipt when stored at -20C to -80C. Avoid repeated freeze-thaw cycles.
Host	Rabbit
Gene ID	51079
Gene Symbol	NDUFA13
Species	Human
Immunogen	Produced in rabbits immunized with E. coli-derived Human GRIM19 fragment.

Product Application Details	
Applications	Western Blot, Immunohistochemistry-Paraffin, Immunoprecipitation
Recommended Dilutions	Western Blot 1:500-1:2000, Immunoprecipitation 1-5uL/mg of lysate, Immunohistochemistry-Paraffin 1:50-1:200

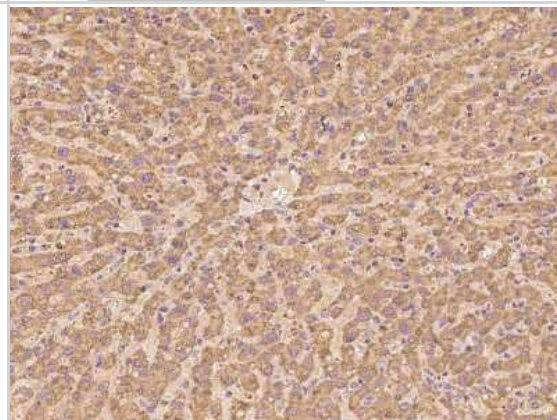


## Images

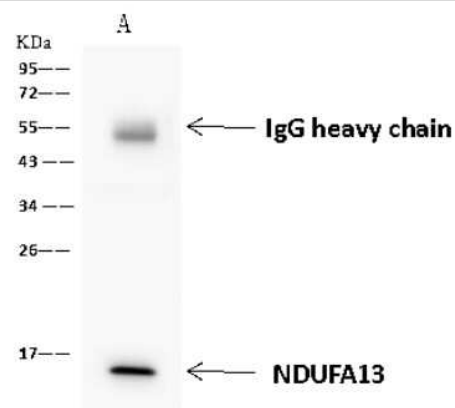
**Western Blot: GRIM19 Antibody [NBP2-98488]** - Anti-GRIM19 rabbit polyclonal antibody at 1:500 dilution. Lane A: MCF7 Whole Cell Lysate. Lane B: K562 Whole Cell Lysate. Lane C: 293T Whole Cell Lysate. Lane D: U-251 MG Whole Cell Lysate. Lysates/proteins at 30 ug per lane. Secondary Goat Anti-Rabbit IgG (H+L)/HRP at 1/10000 dilution. Developed using the ECL technique. Performed under reducing conditions. Predicted band size: 17 kDa. Observed band size: 16 kDa (We are unsure as to the identity of these extra bands).



**Immunohistochemistry-Paraffin: GRIM19 Antibody [NBP2-98488]** - Immunochemical staining of human GRIM19 in human liver with rabbit polyclonal antibody at 1:100 dilution, formalin-fixed paraffin embedded sections.



**Immunoprecipitation: GRIM19 Antibody [NBP2-98488]** - GRIM19 was immunoprecipitated using: Lane A: 0.5 mg K562 Whole Cell Lysate. 4 ul anti-GRIM19 rabbit polyclonal antibody and 60 ug of Immunomagnetic beads. Protein A/G. Primary antibody: Anti-GRIM19 rabbit polyclonal antibody, at 1:100 dilution. Secondary antibody: Goat Anti-Rabbit IgG (H+L)/HRP at 1/10000 dilution. Developed using the ECL technique. Performed under reducing conditions. Predicted band size: 17 kDa. Observed band size: 15 kDa





### **Novus Biologicals USA**

10730 E. Briarwood Avenue  
Centennial, CO 80112  
USA  
Phone: 303.730.1950  
Toll Free: 1.888.506.6887  
Fax: 303.730.1966  
nb-customerservice@bio-techne.com

### **Bio-Techne Canada**

21 Canmotor Ave  
Toronto, ON M8Z 4E6  
Canada  
Phone: 905.827.6400  
Toll Free: 855.668.8722  
Fax: 905.827.6402  
canada.inquires@bio-techne.com

### **Bio-Techne Ltd**

19 Barton Lane  
Abingdon Science Park  
Abingdon, OX14 3NB, United Kingdom  
Phone: (44) (0) 1235 529449  
Free Phone: 0800 37 34 15  
Fax: (44) (0) 1235 533420  
info.EMEA@bio-techne.com

### **General Contact Information**

www.novusbio.com  
Technical Support: nb-technical@bio-techne.com  
Orders: nb-customerservice@bio-techne.com  
General: novus@novusbio.com

### **Products Related to NBP2-98488-100ul**

HAF008	Goat anti-Rabbit IgG Secondary Antibody [HRP]
NB7160	Goat anti-Rabbit IgG (H+L) Secondary Antibody [HRP]
NBP2-24891	Rabbit IgG Isotype Control
H00051079-P01-10ug	Recombinant Human GRIM19 GST (N-Term) Protein

### **Limitations**

This product is for research use only and is not approved for use in humans or in clinical diagnosis. Primary Antibodies are guaranteed for 1 year from date of receipt.

For more information on our 100% guarantee, please visit [www.novusbio.com/guarantee](http://www.novusbio.com/guarantee)

Earn gift cards/discounts by submitting a review: [www.novusbio.com/reviews/submit/NBP2-98488](http://www.novusbio.com/reviews/submit/NBP2-98488)

Earn gift cards/discounts by submitting a publication using this product:  
[www.novusbio.com/publications](http://www.novusbio.com/publications)

