

# Product Datasheet

## Rab7a Antibody - Azide and BSA Free NBP2-98446-100ul

Unit Size: 100 ul

Store at 4C short term. Aliquot and store at -20C long term. Avoid freeze-thaw cycles.

[www.novusbio.com](http://www.novusbio.com)



[technical@novusbio.com](mailto:technical@novusbio.com)

Protocols, Publications, Related Products, Reviews, Research Tools and Images at:  
[www.novusbio.com/NBP2-98446](http://www.novusbio.com/NBP2-98446)

Updated 2/26/2025 v.20.1

Earn rewards for product  
reviews and publications.

Submit a publication at [www.novusbio.com/publications](http://www.novusbio.com/publications)

Submit a review at [www.novusbio.com/reviews/destination/NBP2-98446](http://www.novusbio.com/reviews/destination/NBP2-98446)



**NBP2-98446-100ul**

Rab7a Antibody - Azide and BSA Free

**Product Information**

<b>Unit Size</b>	100 ul
<b>Concentration</b>	Please see the vial label for concentration. If unlisted please contact technical services.
<b>Storage</b>	Store at 4C short term. Aliquot and store at -20C long term. Avoid freeze-thaw cycles.
<b>Clonality</b>	Polyclonal
<b>Preservative</b>	No Preservative
<b>Isotype</b>	IgG
<b>Purity</b>	Antigen and protein A Affinity-purified
<b>Buffer</b>	0.2 um filtered solution in PBS

**Product Description**

<b>Description</b>	This antibody can be stored at 2C to 8C for one month without detectable loss of activity. Antibody products are stable for twelve months from date of receipt when stored at -20C to -80C. Avoid repeated freeze-thaw cycles.
<b>Host</b>	Rabbit
<b>Gene ID</b>	7879
<b>Gene Symbol</b>	RAB7A
<b>Species</b>	Rat
<b>Immunogen</b>	Produced in rabbits immunized with purified, recombinant Rat Rab7a (Accession#: NP_076440.1; Met1-Cys207).

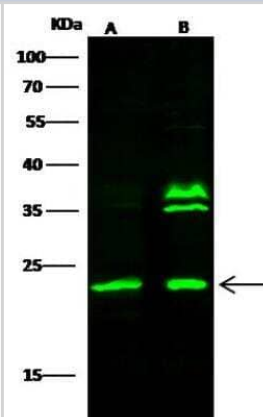
**Product Application Details**

<b>Applications</b>	Western Blot, ELISA, Immunohistochemistry-Paraffin, Immunoprecipitation
<b>Recommended Dilutions</b>	Western Blot 1:500-1:2000, ELISA 1:5000-1:10000, Immunoprecipitation 1-4 uL/mg of lysate, Immunohistochemistry-Paraffin 1:250-1:1000



## Images

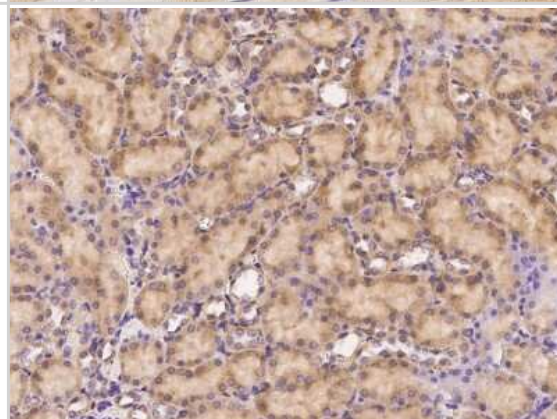
Western Blot: Rab7a Antibody [NBP2-98446] - Lane A: A431 Whole Cell Lysate Lane B: K562 Whole Cell Lysate Lysates/proteins at 30 ug per lane. Secondary Goat Anti- Rabbit IgG H&L (Dylight 800) at 1/10000 dilution. Developed using the Odyssey technique. Performed under reducing conditions. Predicted band size:23 kDa Observed band size:23 kDa (We are unsure as to the identity of these extra bands.)



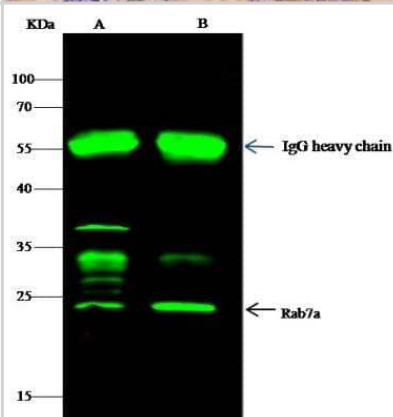
Immunohistochemistry-Paraffin: Rab7a Antibody [NBP2-98446] - Staining of rat Rab7a in rat skeletal muscle with rabbit polyclonal antibody (1:1000).



Immunohistochemistry-Paraffin: Rab7a Antibody [NBP2-98446] - Staining of rat Rab7a in rat kidney with rabbit polyclonal antibody (1:1000).



Immunoprecipitation: Rab7a Antibody [NBP2-98446] - Lane A:0.5 mg A431 Whole Cell Lysate Lane B:0.5 mg K562 Whole Cell Lysate 2 uL anti-rat Rab7a rabbit polyclonal antibody and 60 ug of Immunomagnetic beads Protein G. Primary antibody: Anti-rat Rab7a rabbit polyclonal antibody,at 1:100 dilution Secondary antibody: Dylight 800-labeled antibody to rabbit IgG (H+L), at 1:5000 dilution Developed using the odssey technique. Performed under reducing conditions. Predicted band size: 23 kDa Observed band size: 23 kDa



**Novus Biologicals USA**

10730 E. Briarwood Avenue  
Centennial, CO 80112  
USA  
Phone: 303.730.1950  
Toll Free: 1.888.506.6887  
Fax: 303.730.1966  
nb-customerservice@bio-techne.com

**Bio-Techne Canada**

21 Canmotor Ave  
Toronto, ON M8Z 4E6  
Canada  
Phone: 905.827.6400  
Toll Free: 855.668.8722  
Fax: 905.827.6402  
canada.inquires@bio-techne.com

**Bio-Techne Ltd**

19 Barton Lane  
Abingdon Science Park  
Abingdon, OX14 3NB, United Kingdom  
Phone: (44) (0) 1235 529449  
Free Phone: 0800 37 34 15  
Fax: (44) (0) 1235 533420  
info.EMEA@bio-techne.com

**General Contact Information**

[www.novusbio.com](http://www.novusbio.com)  
Technical Support: nb-technical@bio-techne.com  
Orders: nb-customerservice@bio-techne.com  
General: novus@novusbio.com

**Products Related to NBP2-98446-100ul**

HAF008	Goat anti-Rabbit IgG Secondary Antibody [HRP]
NB7160	Goat anti-Rabbit IgG (H+L) Secondary Antibody [HRP]
NBP2-24891	Rabbit IgG Isotype Control
NBP1-50961-0.1mg	Recombinant Human Rab7a His Protein

**Limitations**

This product is for research use only and is not approved for use in humans or in clinical diagnosis. Primary Antibodies are guaranteed for 1 year from date of receipt.

For more information on our 100% guarantee, please visit [www.novusbio.com/guarantee](http://www.novusbio.com/guarantee)

Earn gift cards/discounts by submitting a review: [www.novusbio.com/reviews/submit/NBP2-98446](http://www.novusbio.com/reviews/submit/NBP2-98446)

Earn gift cards/discounts by submitting a publication using this product:  
[www.novusbio.com/publications](http://www.novusbio.com/publications)

