

# Product Datasheet

## PHTF2 Antibody - BSA Free

### NBP2-97689-100ul

Unit Size: 100 ul

Store at 4C short term. Aliquot and store at -20C long term. Avoid freeze-thaw cycles.

[www.novusbio.com](http://www.novusbio.com)



[technical@novusbio.com](mailto:technical@novusbio.com)

Protocols, Publications, Related Products, Reviews, Research Tools and Images at:  
[www.novusbio.com/NBP2-97689](http://www.novusbio.com/NBP2-97689)

Updated 2/26/2025 v.20.1

Earn rewards for product  
reviews and publications.

Submit a publication at [www.novusbio.com/publications](http://www.novusbio.com/publications)

Submit a review at [www.novusbio.com/reviews/destination/NBP2-97689](http://www.novusbio.com/reviews/destination/NBP2-97689)



**NBP2-97689-100ul**

PHTF2 Antibody - BSA Free

**Product Information**

<b>Unit Size</b>	100 ul
<b>Concentration</b>	Please see the vial label for concentration. If unlisted please contact technical services.
<b>Storage</b>	Store at 4C short term. Aliquot and store at -20C long term. Avoid freeze-thaw cycles.
<b>Clonality</b>	Polyclonal
<b>Preservative</b>	0.03% Proclin 300
<b>Isotype</b>	IgG
<b>Purity</b>	Antigen and protein A Affinity-purified
<b>Buffer</b>	PBS

**Product Description**

<b>Description</b>	This antibody can be stored at 2C to 8C for one month without detectable loss of activity. Antibody products are stable for twelve months from date of receipt when stored at -20C to -80C. Avoid repeated freeze-thaw cycles.
<b>Host</b>	Rabbit
<b>Gene ID</b>	57157
<b>Gene Symbol</b>	PHTF2
<b>Species</b>	Human
<b>Immunogen</b>	Produced in rabbits immunized with E. coli-derived Human PHTF2 fragment.

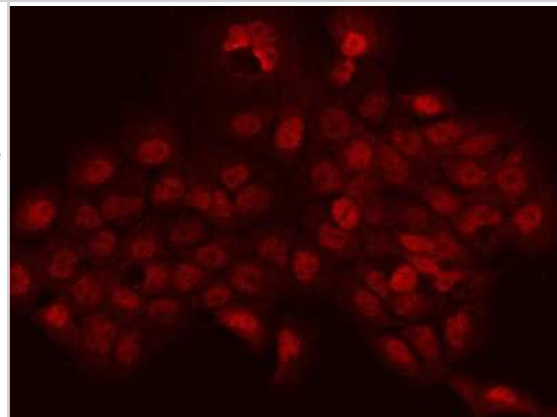
**Product Application Details**

<b>Applications</b>	Immunocytochemistry/ Immunofluorescence, Immunohistochemistry-Paraffin
<b>Recommended Dilutions</b>	Immunocytochemistry/ Immunofluorescence 1:100-1:500, Immunohistochemistry-Paraffin 1:100-1:300

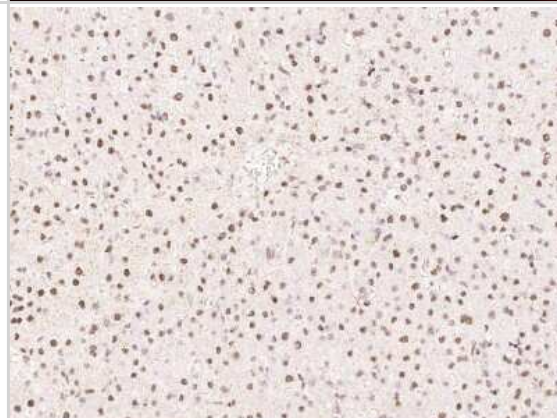


## Images

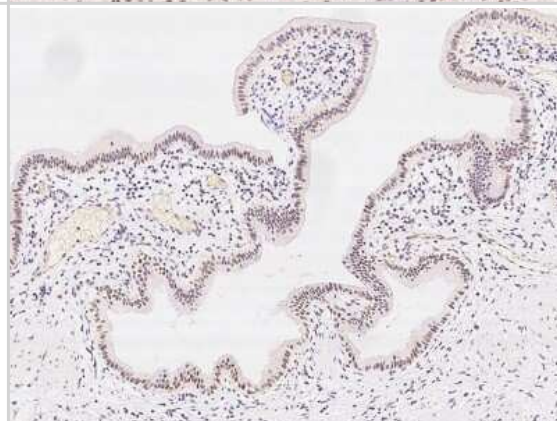
Immunocytochemistry/Immunofluorescence: PHTF2 Antibody [NBP2-97689] - Immunofluorescence staining of PHTF2 in A431 cells. Cells were fixed with 4% PFA, permeabilized with 0.1% Triton X-100 in PBS, blocked with 10% serum, and incubated with rabbit anti-Human PHTF2 polyclonal antibody (dilution ratio 1:200) at 4C overnight. Then cells were stained with the Alexa Fluor(R)594-conjugated Goat Anti-rabbit IgG secondary antibody (red). Positive staining was localized to Nucleus and cytoplasm.



Immunohistochemistry-Paraffin: PHTF2 Antibody [NBP2-97689] - Immunochemical staining of human PHTF2 in human liver with rabbit polyclonal antibody at 1:200 dilution, formalin-fixed paraffin embedded sections.



Immunohistochemistry-Paraffin: PHTF2 Antibody [NBP2-97689] - Immunochemical staining of human PHTF2 in human gallbladder with rabbit polyclonal antibody at 1:200 dilution, formalin-fixed paraffin embedded sections.





### **Novus Biologicals USA**

10730 E. Briarwood Avenue  
Centennial, CO 80112  
USA  
Phone: 303.730.1950  
Toll Free: 1.888.506.6887  
Fax: 303.730.1966  
nb-customerservice@bio-techne.com

### **Bio-Techne Canada**

21 Canmotor Ave  
Toronto, ON M8Z 4E6  
Canada  
Phone: 905.827.6400  
Toll Free: 855.668.8722  
Fax: 905.827.6402  
canada.inquires@bio-techne.com

### **Bio-Techne Ltd**

19 Barton Lane  
Abingdon Science Park  
Abingdon, OX14 3NB, United Kingdom  
Phone: (44) (0) 1235 529449  
Free Phone: 0800 37 34 15  
Fax: (44) (0) 1235 533420  
info.EMEA@bio-techne.com

### **General Contact Information**

www.novusbio.com  
Technical Support: nb-technical@bio-techne.com  
Orders: nb-customerservice@bio-techne.com  
General: novus@novusbio.com

### **Products Related to NBP2-97689-100ul**

---

HAF008	Goat anti-Rabbit IgG Secondary Antibody [HRP]
NB7160	Goat anti-Rabbit IgG (H+L) Secondary Antibody [HRP]
NBP2-24891	Rabbit IgG Isotype Control
H00057157-P01-10ug	Recombinant Human PHTF2 GST (N-Term) Protein

---

### **Limitations**

This product is for research use only and is not approved for use in humans or in clinical diagnosis. Primary Antibodies are guaranteed for 1 year from date of receipt.

For more information on our 100% guarantee, please visit [www.novusbio.com/guarantee](http://www.novusbio.com/guarantee)

Earn gift cards/discounts by submitting a review: [www.novusbio.com/reviews/submit/NBP2-97689](http://www.novusbio.com/reviews/submit/NBP2-97689)

Earn gift cards/discounts by submitting a publication using this product:  
[www.novusbio.com/publications](http://www.novusbio.com/publications)

