

# Product Datasheet

## TSG101 Antibody - Azide and BSA Free NBP2-94900-0.1ml

Unit Size: 0.1 ml

Store at -20C. Avoid freeze-thaw cycles.

[www.novusbio.com](http://www.novusbio.com)



[technical@novusbio.com](mailto:technical@novusbio.com)

Protocols, Publications, Related Products, Reviews, Research Tools and Images at:  
[www.novusbio.com/NBP2-94900](http://www.novusbio.com/NBP2-94900)

Updated 11/7/2023 v.20.1

Earn rewards for product  
reviews and publications.

Submit a publication at [www.novusbio.com/publications](http://www.novusbio.com/publications)

Submit a review at [www.novusbio.com/reviews/destination/NBP2-94900](http://www.novusbio.com/reviews/destination/NBP2-94900)



**NBP2-94900-0.1ml**

TSG101 Antibody - Azide and BSA Free

| Product Information |   |
|---------------------|---|
| Unit Size           | 0.1 ml  |
| Concentration       | Please see the vial label for concentration. If unlisted please contact technical services. |
| Storage             | Store at -20C. Avoid freeze-thaw cycles.  |
| Clonality           | Polyclonal  |
| Preservative        | 0.05% Proclin 300   |
| Isotype             | IgG   |
| Purity              | Affinity purified   |
| Buffer              | PBS (pH 7.3), 50% glycerol  |

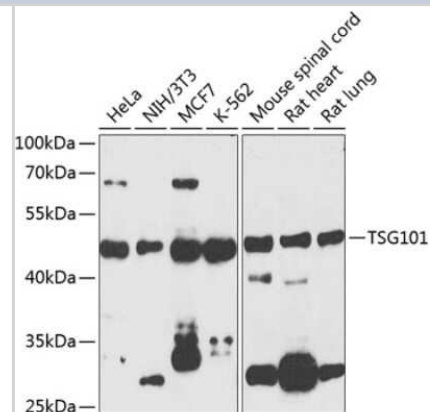
| Product Description |  |
|---------------------|--|
| Host                | Rabbit   |
| Gene ID             | 7251   |
| Gene Symbol         | TSG101   |
| Species             | Human, Mouse, Rat  |
| Immunogen           | A synthetic peptide corresponding to a sequence within amino acids 291-390 of human TSG101 (NP_006283.1).<br>LKKKDEELSSALEKMMENQSENNDIDEVVIPTAPLYKQILNLYAEENAIEDTIFYLGE<br>ALRRGVIDLDVFLKHVRLLSRKQFQLRALMQKARKTAGLSPLY |

| Product Application Details |  |
|-----------------------------|--|
| Applications                | Western Blot, Immunocytochemistry/Immunofluorescence                           |
| Recommended Dilutions       | Western Blot 1:500 - 1:1000, Immunocytochemistry/Immunofluorescence 1:50-1:200 |

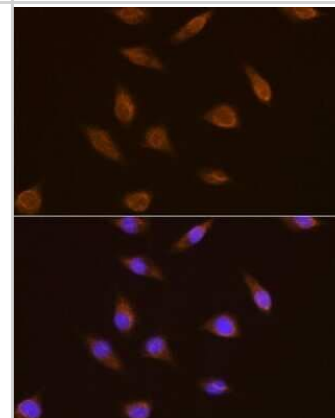


## Images

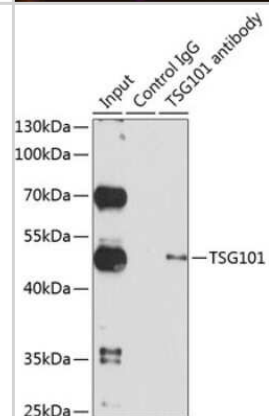
Western Blot: TSG101 Antibody [NBP2-94900] - Analysis of extracts of various cell lines, using TSG101 at 1:1000 dilution. Secondary antibody: HRP Goat Anti-Rabbit IgG (H+L) at 1:10000 dilution. Lysates/proteins: 25ug per lane. Blocking buffer: 3% nonfat dry milk in TBST. Detection: ECL Basic Kit . Exposure time: 60s.



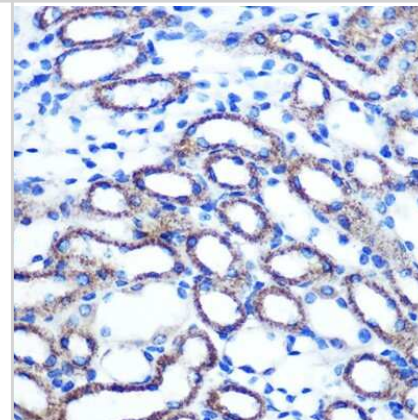
Immunocytochemistry/Immunofluorescence: TSG101 Antibody [NBP2-94900] - Analysis of L929 cells using TSG101 at dilution of 1:100. Blue: DAPI for nuclear staining.



Immunohistochemistry-Paraffin: TSG101 Antibody [NBP2-94900] - Analysis of 150ug extracts of HeLa cells using TSG101 at a dilution of 1:1000.



Immunohistochemistry-Paraffin: TSG101 Antibody [NBP2-94900] - Paraffin-embedded Mouse kidney using TSG101 .





### Novus Biologicals USA

10730 E. Briarwood Avenue  
Centennial, CO 80112  
USA  
Phone: 303.730.1950  
Toll Free: 1.888.506.6887  
Fax: 303.730.1966  
nb-customerservice@bio-techne.com

### Bio-Techne Canada

21 Canmotor Ave  
Toronto, ON M8Z 4E6  
Canada  
Phone: 905.827.6400  
Toll Free: 855.668.8722  
Fax: 905.827.6402  
canada.inquires@bio-techne.com

### Bio-Techne Ltd

19 Barton Lane  
Abingdon Science Park  
Abingdon, OX14 3NB, United Kingdom  
Phone: (44) (0) 1235 529449  
Free Phone: 0800 37 34 15  
Fax: (44) (0) 1235 533420  
info.EMEA@bio-techne.com

### General Contact Information

www.novusbio.com  
Technical Support: nb-technical@bio-techne.com  
Orders: nb-customerservice@bio-techne.com  
General: novus@novusbio.com

### Products Related to NBP2-94900-0.1ml

---

|                   |   |
|-------------------|---|
| HAF008            | Goat anti-Rabbit IgG Secondary Antibody [HRP]       |
| NB7160            | Goat anti-Rabbit IgG (H+L) Secondary Antibody [HRP] |
| NBP2-24891        | Rabbit IgG Isotype Control                          |
| H00007251-P01-2ug | Recombinant Human TSG101 GST (N-Term) Protein       |

---

### Limitations

This product is for research use only and is not approved for use in humans or in clinical diagnosis. Primary Antibodies are guaranteed for 1 year from date of receipt.

For more information on our 100% guarantee, please visit [www.novusbio.com/guarantee](http://www.novusbio.com/guarantee)

Earn gift cards/discounts by submitting a review: [www.novusbio.com/reviews/submit/NBP2-94900](http://www.novusbio.com/reviews/submit/NBP2-94900)

Earn gift cards/discounts by submitting a publication using this product:  
[www.novusbio.com/publications](http://www.novusbio.com/publications)

