

Product Datasheet

Zinc finger protein 581 Antibody - Azide and BSA Free NBP2-94501-0.1ml

Unit Size: 0.1 ml

Store at -20C. Avoid freeze-thaw cycles.

www.novusbio.com



technical@novusbio.com

Protocols, Publications, Related Products, Reviews, Research Tools and Images at:
www.novusbio.com/NBP2-94501

Updated 4/30/2025 v.20.1

Earn rewards for product
reviews and publications.

Submit a publication at www.novusbio.com/publications

Submit a review at www.novusbio.com/reviews/destination/NBP2-94501



NBP2-94501-0.1ml

Zinc finger protein 581 Antibody - Azide and BSA Free

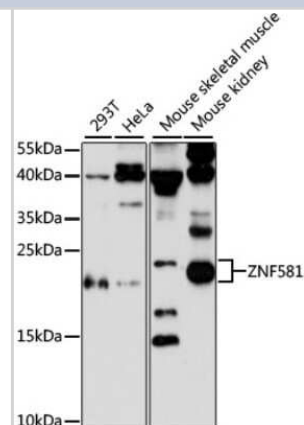
Product Information	
Unit Size	0.1 ml
Concentration	Please see the vial label for concentration. If unlisted please contact technical services.
Storage	Store at -20C. Avoid freeze-thaw cycles.
Clonality	Polyclonal
Preservative	0.01% Thimerosal
Isotype	IgG
Purity	Affinity purified
Buffer	PBS (pH 7.3), 50% glycerol
Target Molecular Weight	22 kDa

Product Description	
Host	Rabbit
Gene ID	51545
Gene Symbol	ZNF581
Species	Human, Mouse, Rat
Immunogen	Recombinant fusion protein containing a sequence corresponding to amino acids 1-90 of human ZNF581 (NP_057619.1). MLVLPSPCPQPLAFSSVETMEGPPRRTCRSPEPGPSSSIGSPQASSPPRPNH LLIDTQGVPTVLVDEESQREPGASGAPGQKCCYSC

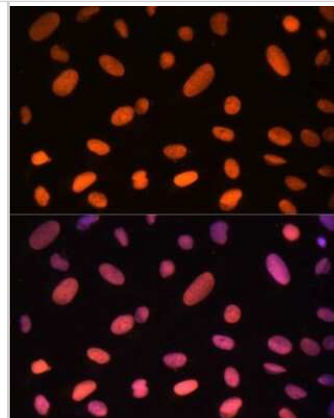
Product Application Details	
Applications	Western Blot, Immunocytochemistry/ Immunofluorescence, Immunohistochemistry, Immunohistochemistry-Paraffin
Recommended Dilutions	Western Blot 1:1000-1:2000, Immunohistochemistry 1:50-1:200, Immunocytochemistry/ Immunofluorescence 1:50-1:200, Immunohistochemistry-Paraffin

Images

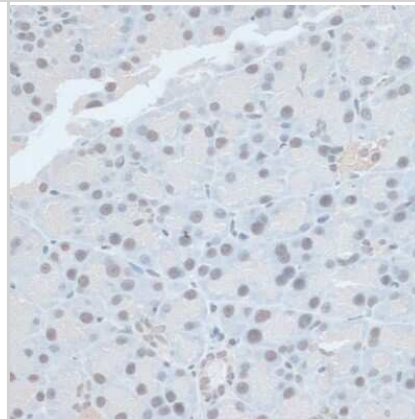
Western Blot: Zinc finger protein 581 Antibody [NBP2-94501] - Analysis of extracts of various cell lines, using Zinc finger protein 581 . Exposure time: 90s.



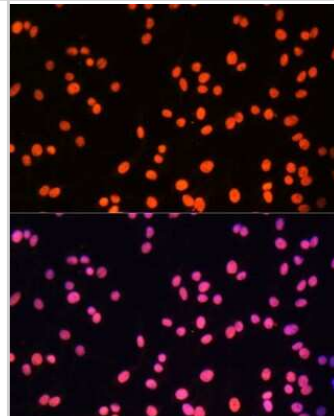
Immunocytochemistry/Immunofluorescence: Zinc finger protein 581 Antibody [NBP2-94501] - Analysis of U-2 OS cells using Zinc finger protein 581 . Blue: DAPI for nuclear staining.



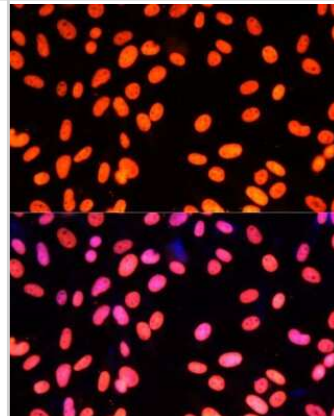
Immunohistochemistry-Paraffin: Zinc finger protein 581 Antibody [NBP2-94501] - Paraffin-embedded rat pancreas using Zinc finger protein 581 .



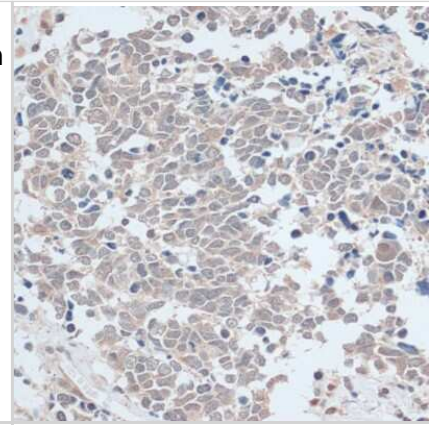
Immunocytochemistry/Immunofluorescence: Zinc finger protein 581 Antibody [NBP2-94501] - Analysis of C6 cells using Zinc finger protein 581 . Blue: DAPI for nuclear staining.



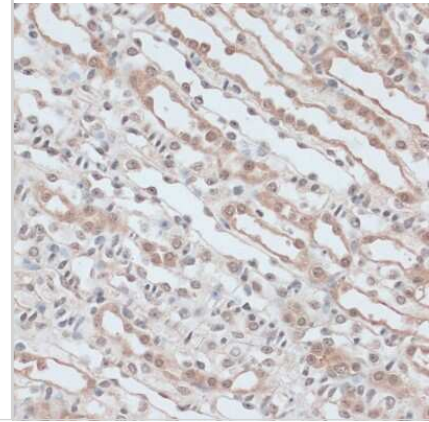
Immunocytochemistry/Immunofluorescence: Zinc finger protein 581 Antibody [NBP2-94501] - Analysis of NIH-3T3 cells using Zinc finger protein 581 . Blue: DAPI for nuclear staining.



Immunohistochemistry-Paraffin: Zinc finger protein 581 Antibody [NBP2-94501] - Paraffin-embedded human lung cancer using Zinc finger protein 581 .



Immunohistochemistry-Paraffin: Zinc finger protein 581 Antibody [NBP2-94501] - Paraffin-embedded mouse kidney using Zinc finger protein 581 .





Novus Biologicals USA

10730 E. Briarwood Avenue
Centennial, CO 80112
USA
Phone: 303.730.1950
Toll Free: 1.888.506.6887
Fax: 303.730.1966
nb-customerservice@bio-techne.com

Bio-Techne Canada

21 Canmotor Ave
Toronto, ON M8Z 4E6
Canada
Phone: 905.827.6400
Toll Free: 855.668.8722
Fax: 905.827.6402
canada.inquires@bio-techne.com

Bio-Techne Ltd

19 Barton Lane
Abingdon Science Park
Abingdon, OX14 3NB, United Kingdom
Phone: (44) (0) 1235 529449
Free Phone: 0800 37 34 15
Fax: (44) (0) 1235 533420
info.EMEA@bio-techne.com

General Contact Information

www.novusbio.com
Technical Support: nb-technical@bio-
techne.com
Orders: nb-customerservice@bio-techne.com
General: novus@novusbio.com

Limitations

This product is for research use only and is not approved for use in humans or in clinical diagnosis. Primary Antibodies are guaranteed for 1 year from date of receipt.

For more information on our 100% guarantee, please visit www.novusbio.com/guarantee

Earn gift cards/discounts by submitting a review: www.novusbio.com/reviews/submit/NBP2-94501

Earn gift cards/discounts by submitting a publication using this product:
www.novusbio.com/publications

