

# Product Datasheet

## TCEB2 Antibody - BSA Free

### NBP2-94034-0.1ml

Unit Size: 0.1 ml

Store at -20C. Avoid freeze-thaw cycles.

[www.novusbio.com](http://www.novusbio.com)



[technical@novusbio.com](mailto:technical@novusbio.com)

Protocols, Publications, Related Products, Reviews, Research Tools and Images at:  
[www.novusbio.com/NBP2-94034](http://www.novusbio.com/NBP2-94034)

Updated 11/7/2023 v.20.1

Earn rewards for product  
reviews and publications.

Submit a publication at [www.novusbio.com/publications](http://www.novusbio.com/publications)

Submit a review at [www.novusbio.com/reviews/destination/NBP2-94034](http://www.novusbio.com/reviews/destination/NBP2-94034)



**NBP2-94034-0.1ml**

TCEB2 Antibody - BSA Free

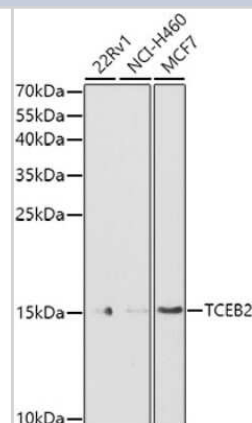
Product Information	
Unit Size	0.1 ml
Concentration	Please see the vial label for concentration. If unlisted please contact technical services.
Storage	Store at -20C. Avoid freeze-thaw cycles.
Clonality	Polyclonal
Preservative	0.02% Sodium Azide
Isotype	IgG
Purity	Affinity purified
Buffer	PBS (pH 7.3), 50% glycerol

Product Description	
Host	Rabbit
Gene ID	6923
Gene Symbol	ELOB
Species	Human
Immunogen	Recombinant fusion protein containing a sequence corresponding to amino acids 1-118 of human TCEB2 (NP_009039.1). MDVFLMIRRHKTTIFTDAKESSTVFE LKRIVEGILKRPPDEQRLYKDDQLLDDGK TLGECGFTSQ TARPQAPATVGLAFRADDTFEALCIEPFSSPELPDVMKPKQDS GSSANEQAVQ

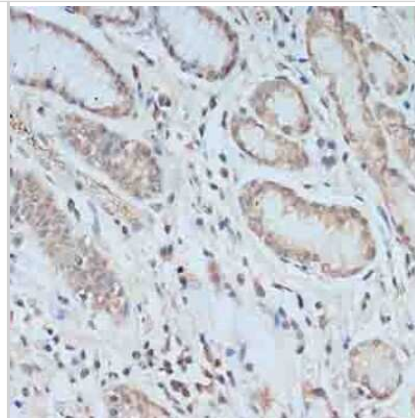
Product Application Details	
Applications	Western Blot, Immunohistochemistry, Immunohistochemistry-Paraffin, Immunoprecipitation
Recommended Dilutions	Western Blot 1:500 - 1:2000, Immunohistochemistry 1:50-1:200, Immunoprecipitation 1:20-1:50, Immunohistochemistry-Paraffin

**Images**

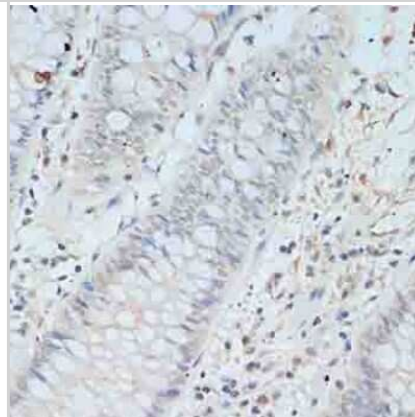
Western Blot: TCEB2 Antibody [NBP2-94034] - Western blot analysis of extracts of various cell lines, using TCEB2 antibody (NBP2-94034) at 1:1000 dilution. Secondary antibody: HRP Goat Anti-Rabbit IgG (H+L) at 1:10000 dilution. Lysates/proteins: 25ug per lane. Blocking buffer: 3% nonfat dry milk in TBST. Detection: ECL Basic Kit. Exposure time: 90s.



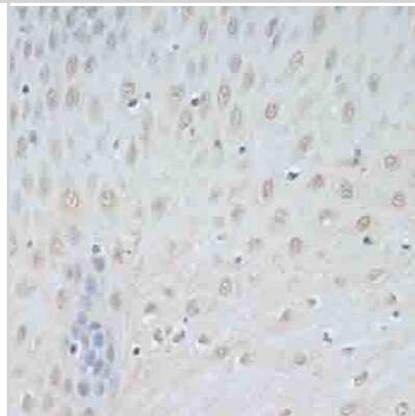
Immunohistochemistry-Paraffin: TCEB2 Antibody [NBP2-94034] - Paraffin-embedded human stomach using TCEB2 .



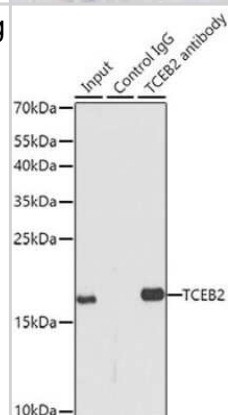
Immunohistochemistry-Paraffin: TCEB2 Antibody [NBP2-94034] - Paraffin-embedded human colon using TCEB2 .



Immunohistochemistry-Paraffin: TCEB2 Antibody [NBP2-94034] - Paraffin-embedded human esophagus using TCEB2 .



Immunoprecipitation: TCEB2 Antibody [NBP2-94034] - Analysis of 150ug extracts of MCF7 cells using TCEB2 at a dilution of 1:500.





### **Novus Biologicals USA**

10730 E. Briarwood Avenue  
Centennial, CO 80112  
USA  
Phone: 303.730.1950  
Toll Free: 1.888.506.6887  
Fax: 303.730.1966  
nb-customerservice@bio-techne.com

### **Bio-Techne Canada**

21 Canmotor Ave  
Toronto, ON M8Z 4E6  
Canada  
Phone: 905.827.6400  
Toll Free: 855.668.8722  
Fax: 905.827.6402  
canada.inquires@bio-techne.com

### **Bio-Techne Ltd**

19 Barton Lane  
Abingdon Science Park  
Abingdon, OX14 3NB, United Kingdom  
Phone: (44) (0) 1235 529449  
Free Phone: 0800 37 34 15  
Fax: (44) (0) 1235 533420  
info.EMEA@bio-techne.com

### **General Contact Information**

www.novusbio.com  
Technical Support: nb-technical@bio-techne.com  
Orders: nb-customerservice@bio-techne.com  
General: novus@novusbio.com

### **Products Related to NBP2-94034-0.1ml**

---

HAF008	Goat anti-Rabbit IgG Secondary Antibody [HRP]
NB7160	Goat anti-Rabbit IgG (H+L) Secondary Antibody [HRP]
NBP2-24891	Rabbit IgG Isotype Control
NBC1-22579	Recombinant Human TCEB2 Protein

---

### **Limitations**

This product is for research use only and is not approved for use in humans or in clinical diagnosis. Primary Antibodies are guaranteed for 1 year from date of receipt.

For more information on our 100% guarantee, please visit [www.novusbio.com/guarantee](http://www.novusbio.com/guarantee)

Earn gift cards/discounts by submitting a review: [www.novusbio.com/reviews/submit/NBP2-94034](http://www.novusbio.com/reviews/submit/NBP2-94034)

Earn gift cards/discounts by submitting a publication using this product:  
[www.novusbio.com/publications](http://www.novusbio.com/publications)

