

Product Datasheet

RPS18 Antibody - Azide and BSA Free NBP2-93632-0.1ml

Unit Size: 0.1 ml

Store at -20C. Avoid freeze-thaw cycles.

www.novusbio.com



technical@novusbio.com

Publications: 1

Protocols, Publications, Related Products, Reviews, Research Tools and Images at:
www.novusbio.com/NBP2-93632

Updated 4/1/2025 v.20.1

Earn rewards for product
reviews and publications.

Submit a publication at www.novusbio.com/publications

Submit a review at www.novusbio.com/reviews/destination/NBP2-93632



NBP2-93632-0.1ml

RPS18 Antibody - Azide and BSA Free

Product Information

Unit Size	0.1 ml
Concentration	Please see the vial label for concentration. If unlisted please contact technical services.
Storage	Store at -20C. Avoid freeze-thaw cycles.
Clonality	Polyclonal
Preservative	0.05% Proclin 300
Isotype	IgG
Purity	Affinity purified
Buffer	PBS (pH 7.3), 50% glycerol
Target Molecular Weight	18 kDa

Product Description

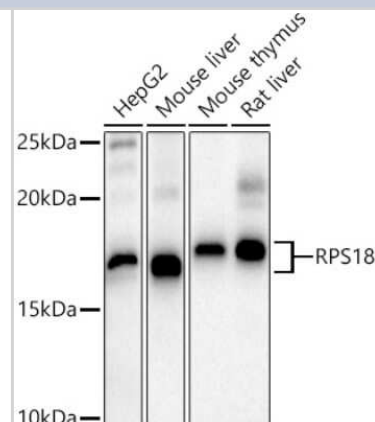
Host	Rabbit
Gene ID	6222
Gene Symbol	RPS18
Species	Human, Mouse, Rat
Immunogen	Recombinant fusion protein containing a sequence corresponding to amino acids 1-152 of human RPS18 (NP_072045.1). MSLVIPEKFQHILRVLNTNIDGRRKIAFAITAIKGVGRRYAHVVLRKADIDLTAKRA GELTEDEVERVITIMQNPRQYKIPDWFLNRQKDVKGKYSQVLANGLDNKLRE DLERLKKIRAHRLRHFHWGLRVRGQHTKTTGRRGRTVGVSKKK

Product Application Details

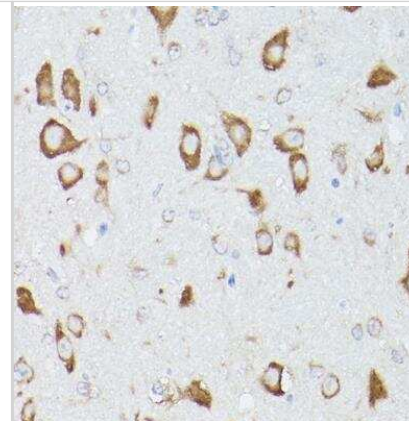
Applications	Western Blot, ELISA, Immunocytochemistry/ Immunofluorescence, Immunohistochemistry, Immunohistochemistry-Paraffin
Recommended Dilutions	Western Blot 1:500 - 1:1000, ELISA Recommended starting concentration is 1 µg/mL. Please optimize the concentration based on your specific assay requirements., Immunohistochemistry 1:50 - 1:200, Immunocytochemistry/ Immunofluorescence 1:50 - 1:200, Immunohistochemistry-Paraffin 1:50 - 1:100

Images

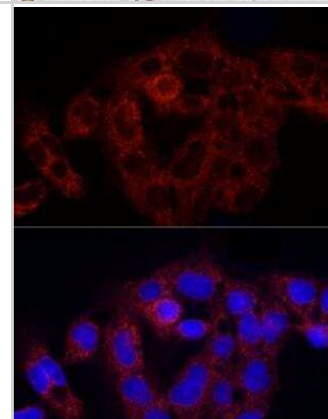
Western Blot: RPS18 Antibody [NBP2-93632] - Western blot analysis of extracts of various cell lines, using RPS18 antibody (NBP2-93632) at 1:1000 dilution. Secondary antibody: HRP Goat Anti-Rabbit IgG (H+L) at 1:10000 dilution. Lysates/proteins: 25ug per lane. Blocking buffer: 3% nonfat dry milk in TBST. Detection: ECL Basic Kit. Exposure time: 30s.



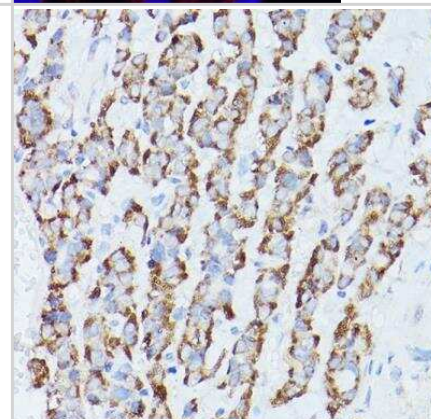
Immunohistochemistry-Paraffin: RPS18 Antibody [NBP2-93632] - Rat brain using RPS18 antibody at dilution of 1:100 (40x lens).



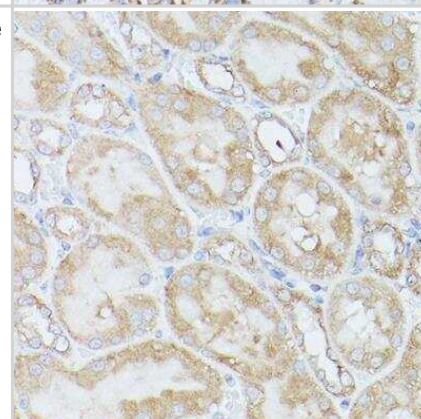
Immunocytochemistry/Immunofluorescence: RPS18 Antibody [NBP2-93632] - Analysis of HepG2 cells using RPS18 Rabbit pAb at dilution of 1:250 (40x lens). Blue: DAPI for nuclear staining.



Immunohistochemistry-Paraffin: RPS18 Antibody [NBP2-93632] - Human thyroid cancer using RPS18 antibody at dilution of 1:100 (40x lens).



Immunohistochemistry-Paraffin: RPS18 Antibody [NBP2-93632] - Mouse kidney using RPS18 antibody at dilution of 1:100 (40x lens).



Publications

Lafita-Navarro MC, Hao YH, Jiang C et al. ZNF692 organizes a hub specialized in 40S ribosomal subunit maturation enhancing translation in rapidly proliferating cells Cell reports 2023-10-31 [PMID: 37851577] (Western Blot, Human)



Novus Biologicals USA

10730 E. Briarwood Avenue
Centennial, CO 80112
USA
Phone: 303.730.1950
Toll Free: 1.888.506.6887
Fax: 303.730.1966
nb-customerservice@bio-techne.com

Bio-Techne Canada

21 Canmotor Ave
Toronto, ON M8Z 4E6
Canada
Phone: 905.827.6400
Toll Free: 855.668.8722
Fax: 905.827.6402
canada.inquires@bio-techne.com

Bio-Techne Ltd

19 Barton Lane
Abingdon Science Park
Abingdon, OX14 3NB, United Kingdom
Phone: (44) (0) 1235 529449
Free Phone: 0800 37 34 15
Fax: (44) (0) 1235 533420
info.EMEA@bio-techne.com

General Contact Information

www.novusbio.com
Technical Support: nb-technical@bio-techne.com
Orders: nb-customerservice@bio-techne.com
General: novus@novusbio.com

Products Related to NBP2-93632-0.1ml

HAF008	Goat anti-Rabbit IgG Secondary Antibody [HRP]
NB7160	Goat anti-Rabbit IgG (H+L) Secondary Antibody [HRP]
NBP2-24891	Rabbit IgG Isotype Control
NBP2-23431	Recombinant Human RPS18 His Protein

Limitations

This product is for research use only and is not approved for use in humans or in clinical diagnosis. Primary Antibodies are guaranteed for 1 year from date of receipt.

For more information on our 100% guarantee, please visit www.novusbio.com/guarantee

Earn gift cards/discounts by submitting a review: www.novusbio.com/reviews/submit/NBP2-93632

Earn gift cards/discounts by submitting a publication using this product:
www.novusbio.com/publications

