

Product Datasheet

NXT2 Antibody - Azide and BSA Free NBP2-93010-0.1ml

Unit Size: 0.1 ml

Store at -20C. Avoid freeze-thaw cycles.

www.novusbio.com



technical@novusbio.com

Protocols, Publications, Related Products, Reviews, Research Tools and Images at:
www.novusbio.com/NBP2-93010

Updated 11/7/2023 v.20.1

Earn rewards for product
reviews and publications.

Submit a publication at www.novusbio.com/publications

Submit a review at www.novusbio.com/reviews/destination/NBP2-93010



NBP2-93010-0.1ml

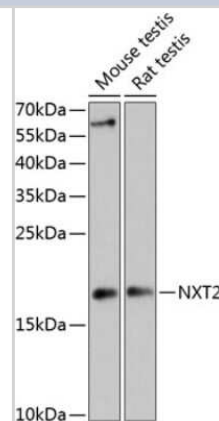
NXT2 Antibody - Azide and BSA Free

Product Information	
Unit Size	0.1 ml
Concentration	Please see the vial label for concentration. If unlisted please contact technical services.
Storage	Store at -20C. Avoid freeze-thaw cycles.
Clonality	Polyclonal
Preservative	0.01% Thimerosal
Isotype	IgG
Purity	Affinity purified
Buffer	PBS (pH 7.3), 50% glycerol
Product Description	
Host	Rabbit
Gene ID	55916
Gene Symbol	NXT2
Species	Human, Mouse, Rat
Immunogen	Recombinant fusion protein containing a sequence corresponding to amino acids 110-180 of human NXT2 (NP_061168.2). GLDALNNFFDTLPSSSEFQVNMLDCQPVHEQATQSQTTLVVTSGTVKFDGNK QHFFNQNFLLTAQSTPNNNT
Product Application Details	
Applications	Western Blot, Immunocytochemistry/ Immunofluorescence
Recommended Dilutions	Western Blot 1:500-1:2000, Immunocytochemistry/ Immunofluorescence 1:50-1:200

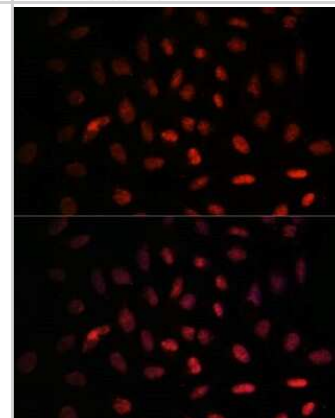


Images

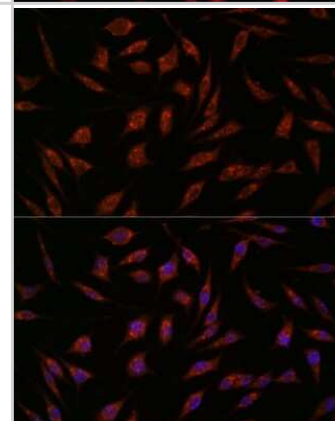
Western Blot: NXT2 Antibody [NBP2-93010] - Analysis of extracts of various cell lines, using NXT2 .Exposure time: 90s.



Immunocytochemistry/Immunofluorescence: NXT2 Antibody [NBP2-93010] - Analysis of U-2 OS cells using NXT2 at dilution of 1:100. Blue: DAPI for nuclear staining.



Immunocytochemistry/Immunofluorescence: NXT2 Antibody [NBP2-93010] - Analysis of L929 cells using NXT2 at dilution of 1:100. Blue: DAPI for nuclear staining.





Novus Biologicals USA

10730 E. Briarwood Avenue
Centennial, CO 80112
USA
Phone: 303.730.1950
Toll Free: 1.888.506.6887
Fax: 303.730.1966
nb-customerservice@bio-techne.com

Bio-Techne Canada

21 Canmotor Ave
Toronto, ON M8Z 4E6
Canada
Phone: 905.827.6400
Toll Free: 855.668.8722
Fax: 905.827.6402
canada.inquires@bio-techne.com

Bio-Techne Ltd

19 Barton Lane
Abingdon Science Park
Abingdon, OX14 3NB, United Kingdom
Phone: (44) (0) 1235 529449
Free Phone: 0800 37 34 15
Fax: (44) (0) 1235 533420
info.EMEA@bio-techne.com

General Contact Information

www.novusbio.com
Technical Support: nb-technical@bio-
techne.com
Orders: nb-customerservice@bio-techne.com
General: novus@novusbio.com

Products Related to NBP2-93010-0.1ml

HAF008	Goat anti-Rabbit IgG Secondary Antibody [HRP]
NB7160	Goat anti-Rabbit IgG (H+L) Secondary Antibody [HRP]
NBP2-24891	Rabbit IgG Isotype Control
NBP1-99079-100ug	Recombinant Human NXT2 His Protein

Limitations

This product is for research use only and is not approved for use in humans or in clinical diagnosis. Primary Antibodies are guaranteed for 1 year from date of receipt.

For more information on our 100% guarantee, please visit www.novusbio.com/guarantee

Earn gift cards/discounts by submitting a review: www.novusbio.com/reviews/submit/NBP2-93010

Earn gift cards/discounts by submitting a publication using this product:
www.novusbio.com/publications

