

Product Datasheet

Apolipoprotein CIII Antibody - Azide and BSA Free NBP2-92734-0.1ml

Unit Size: 0.1 ml

Store at -20C. Avoid freeze-thaw cycles.

www.novusbio.com



technical@novusbio.com

Protocols, Publications, Related Products, Reviews, Research Tools and Images at:
www.novusbio.com/NBP2-92734

Updated 11/7/2023 v.20.1

Earn rewards for product
reviews and publications.

Submit a publication at www.novusbio.com/publications

Submit a review at www.novusbio.com/reviews/destination/NBP2-92734



NBP2-92734-0.1ml

Apolipoprotein CIII Antibody - Azide and BSA Free

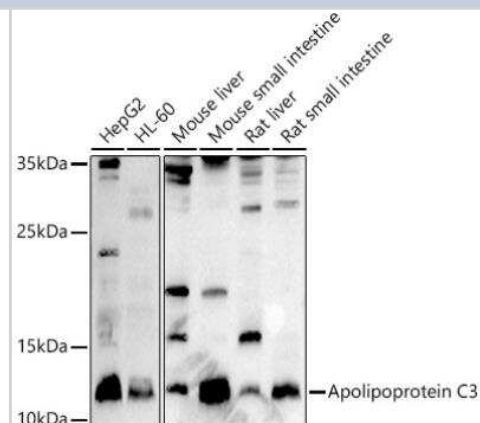
Product Information	
Unit Size	0.1 ml
Concentration	Please see the vial label for concentration. If unlisted please contact technical services.
Storage	Store at -20C. Avoid freeze-thaw cycles.
Clonality	Polyclonal
Preservative	0.05% Proclin 300
Isotype	IgG
Purity	Affinity purified
Buffer	PBS with 50% glycerol, pH7.3.
Target Molecular Weight	10 kDa

Product Description	
Host	Rabbit
Gene ID	345
Gene Symbol	APOC3
Species	Human, Mouse, Rat
Immunogen	A synthetic peptide corresponding to a sequence within amino acids 1-99 of human Apolipoprotein C3 (NP_000031.1). MQPRVLLVVALLALLASARASEAEDASLLSFMQGYMKHATKTAKDALSSVQES QVAQQARGWVTDGFSSLKDYWSTVKDKFSEFWDLDPVRPTSAVAA

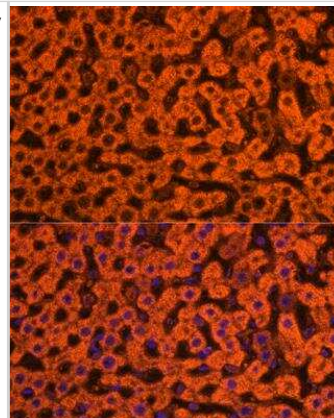
Product Application Details	
Applications	Western Blot, Immunocytochemistry/ Immunofluorescence, Immunohistochemistry, Immunohistochemistry-Paraffin
Recommended Dilutions	Western Blot 1:500 - 1:1000, Immunohistochemistry 1:100-1:200, Immunocytochemistry/ Immunofluorescence 1:50 - 1:200, Immunohistochemistry-Paraffin

Images

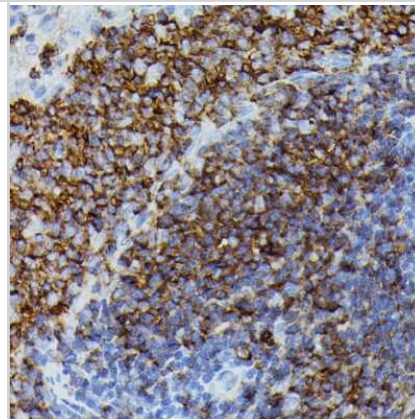
Western Blot: Apolipoprotein CIII Antibody [NBP2-92734] - Analysis of extracts of various cell lines, using Apolipoprotein C3 antibody at 1:1000 dilution. Secondary antibody: HRP Goat Anti-Rabbit IgG (H+L) at 1:10000 dilution. Lysates/proteins: 25ug per lane. Blocking buffer: 3% nonfat dry milk in TBST. Detection: ECL Basic Kit. Exposure time: 90s.



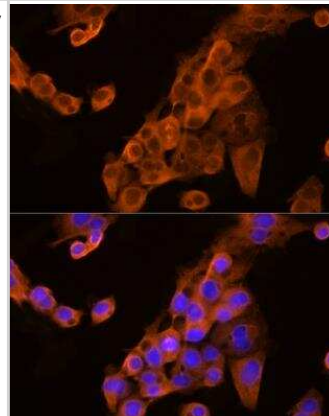
Immunocytochemistry/Immunofluorescence: Apolipoprotein CIII Antibody [NBP2-92734] - Analysis of rat liver cells using Apolipoprotein C3 Rabbit pAb at dilution of 1:250 (40x lens). Blue: DAPI for nuclear staining.




Immunohistochemistry-Paraffin: Apolipoprotein CIII Antibody [NBP2-92734] - Rat spleen using Apolipoprotein C3 antibody at dilution of 1:100 (40x lens). Perform microwave antigen retrieval with 10 mM PBS buffer pH 7.2 before commencing with IHC staining protocol.



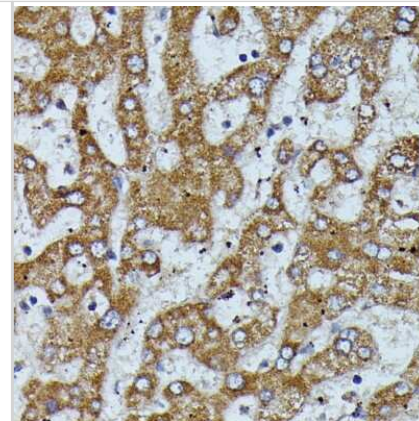
Immunocytochemistry/Immunofluorescence: Apolipoprotein CIII Antibody [NBP2-92734] - Analysis of HepG2 cells using Apolipoprotein C3 Rabbit pAb at dilution of 1:250 (40x lens). Blue: DAPI for nuclear staining.



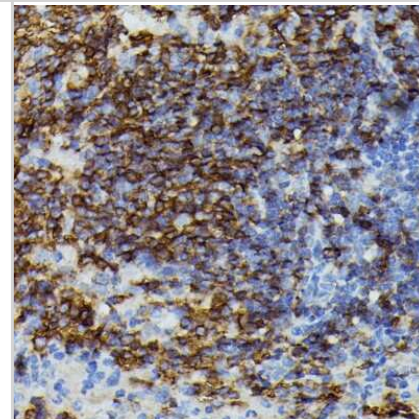
Immunocytochemistry/Immunofluorescence: Apolipoprotein CIII Antibody [NBP2-92734] - Analysis of mouse liver cells using Apolipoprotein C3 Rabbit pAb at dilution of 1:250 (40x lens). Blue: DAPI for nuclear staining.



Immunohistochemistry-Paraffin: Apolipoprotein CIII Antibody [NBP2-92734] - Human liver using Apolipoprotein C3 antibody at dilution of 1:100 (40x lens). Perform microwave antigen retrieval with 10 mM PBS buffer pH 7.2 before commencing with IHC staining protocol.



Immunohistochemistry-Paraffin: Apolipoprotein CIII Antibody [NBP2-92734] - Mouse spleen using Apolipoprotein C3 antibody at dilution of 1:100 (40x lens). Perform microwave antigen retrieval with 10 mM PBS buffer pH 7.2 before commencing with IHC staining protocol.





Novus Biologicals USA

10730 E. Briarwood Avenue
Centennial, CO 80112
USA
Phone: 303.730.1950
Toll Free: 1.888.506.6887
Fax: 303.730.1966
nb-customerservice@bio-techne.com

Bio-Techne Canada

21 Canmotor Ave
Toronto, ON M8Z 4E6
Canada
Phone: 905.827.6400
Toll Free: 855.668.8722
Fax: 905.827.6402
canada.inquires@bio-techne.com

Bio-Techne Ltd

19 Barton Lane
Abingdon Science Park
Abingdon, OX14 3NB, United Kingdom
Phone: (44) (0) 1235 529449
Free Phone: 0800 37 34 15
Fax: (44) (0) 1235 533420
info.EMEA@bio-techne.com

General Contact Information

www.novusbio.com
Technical Support: nb-technical@bio-techne.com
Orders: nb-customerservice@bio-techne.com
General: novus@novusbio.com

Products Related to NBP2-92734-0.1ml

HAF008	Goat anti-Rabbit IgG Secondary Antibody [HRP]
NB7160	Goat anti-Rabbit IgG (H+L) Secondary Antibody [HRP]
NBP2-24891	Rabbit IgG Isotype Control
NBP2-68831PEP	Apolipoprotein CIII Recombinant Protein Antigen

Limitations

This product is for research use only and is not approved for use in humans or in clinical diagnosis. Primary Antibodies are guaranteed for 1 year from date of receipt.

For more information on our 100% guarantee, please visit www.novusbio.com/guarantee

Earn gift cards/discounts by submitting a review: www.novusbio.com/reviews/submit/NBP2-92734

Earn gift cards/discounts by submitting a publication using this product:
www.novusbio.com/publications

