

# Product Datasheet

## COMP/Thrombospondin-5 Antibody - Azide and BSA Free NBP2-92658-0.1ml

Unit Size: 0.1 ml

Store at -20C. Avoid freeze-thaw cycles.

[www.novusbio.com](http://www.novusbio.com)



[technical@novusbio.com](mailto:technical@novusbio.com)

Protocols, Publications, Related Products, Reviews, Research Tools and Images at:  
[www.novusbio.com/NBP2-92658](http://www.novusbio.com/NBP2-92658)

Updated 8/14/2024 v.20.1

Earn rewards for product  
reviews and publications.

Submit a publication at [www.novusbio.com/publications](http://www.novusbio.com/publications)

Submit a review at [www.novusbio.com/reviews/destination/NBP2-92658](http://www.novusbio.com/reviews/destination/NBP2-92658)



**NBP2-92658-0.1ml**

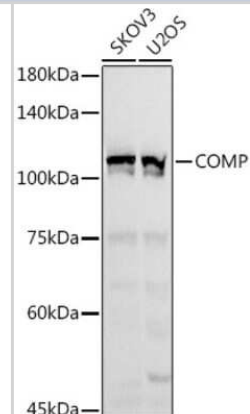
COMP/Thrombospondin-5 Antibody - Azide and BSA Free

Product Information	
Unit Size	0.1 ml
Concentration	Please see the vial label for concentration. If unlisted please contact technical services.
Storage	Store at -20C. Avoid freeze-thaw cycles.
Clonality	Polyclonal
Preservative	0.05% Proclin 300
Isotype	IgG
Purity	Affinity purified
Buffer	PBS with 50% glycerol, pH7.3.
Target Molecular Weight	83 kDa
Product Description	
Host	Rabbit
Gene ID	1311
Gene Symbol	COMP
Species	Human, Mouse, Rat
Immunogen	Recombinant fusion protein containing a sequence corresponding to amino acids 20-160 of human COMP (NP_000086.2). GQQQSPLGSDLGPQMLRELQETNAALQDVRELLRQQVREITFLKNTVMECDA CGMQQSVRTGLPSVRPLLHCAPGFCFPGVACIQTESGARCGPCPAGFTGNGS HCTDVNECNAHPCFPRVRCINTSPGFRCEACPPGYSG
Product Application Details	
Applications	Western Blot, ELISA, Immunocytochemistry/ Immunofluorescence, Immunohistochemistry
Recommended Dilutions	Western Blot 1:500 - 1:1000, ELISA, Immunohistochemistry, Immunocytochemistry/ Immunofluorescence 1:50 - 1:200

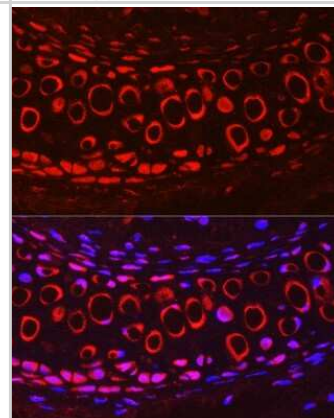


## Images

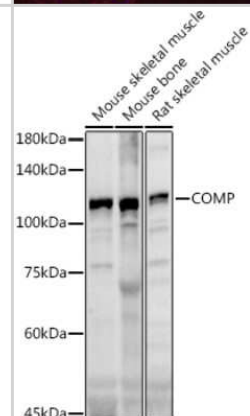
**Western Blot: COMP/Thrombospondin-5 Antibody [NBP2-92658]** - Western blot analysis of extracts of various cell lines, using COMP/Thrombospondin-5 antibody (NBP2-92658) at 1:1000 dilution. Secondary antibody: HRP Goat Anti-Rabbit IgG (H+L) at 1:10000 dilution. Lysates/proteins: 25ug per lane. Blocking buffer: 3% nonfat dry milk in TBST. Detection: ECL Basic Kit. Exposure time: 1s.



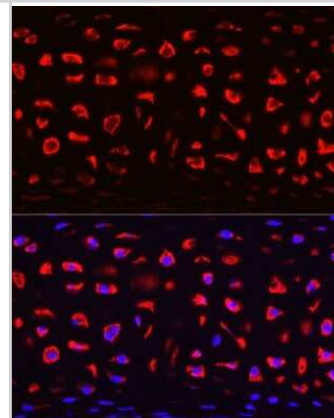
**Immunohistochemistry: COMP/Thrombospondin-5 Antibody [NBP2-92658]** - Immunofluorescence analysis of Mouse cartilage using COMP/Thrombospondin-5 Rabbit pAb (NBP2-92658) at dilution of 1:200 (40x lens). Blue: DAPI for nuclear staining.



**Western Blot: COMP/Thrombospondin-5 Antibody [NBP2-92658]** - Western blot analysis of extracts of various cell lines, using COMP/Thrombospondin-5 antibody (NBP2-92658) at 1:1000 dilution. Secondary antibody: HRP Goat Anti-Rabbit IgG (H+L) at 1:10000 dilution. Lysates/proteins: 25ug per lane. Blocking buffer: 3% nonfat dry milk in TBST. Detection: ECL Basic Kit. Exposure time: 30s.



**Immunohistochemistry: COMP/Thrombospondin-5 Antibody [NBP2-92658]** - Immunofluorescence analysis of Rat cartilage using COMP/Thrombospondin-5 Rabbit pAb (NBP2-92658) at dilution of 1:200 (40x lens). Blue: DAPI for nuclear staining.





### **Novus Biologicals USA**

10730 E. Briarwood Avenue  
Centennial, CO 80112  
USA  
Phone: 303.730.1950  
Toll Free: 1.888.506.6887  
Fax: 303.730.1966  
nb-customerservice@bio-techne.com

### **Bio-Techne Canada**

21 Canmotor Ave  
Toronto, ON M8Z 4E6  
Canada  
Phone: 905.827.6400  
Toll Free: 855.668.8722  
Fax: 905.827.6402  
canada.inquires@bio-techne.com

### **Bio-Techne Ltd**

19 Barton Lane  
Abingdon Science Park  
Abingdon, OX14 3NB, United Kingdom  
Phone: (44) (0) 1235 529449  
Free Phone: 0800 37 34 15  
Fax: (44) (0) 1235 533420  
info.EMEA@bio-techne.com

### **General Contact Information**

www.novusbio.com  
Technical Support: nb-technical@bio-techne.com  
Orders: nb-customerservice@bio-techne.com  
General: novus@novusbio.com

### **Products Related to NBP2-92658-0.1ml**

---

HAF008	Goat anti-Rabbit IgG Secondary Antibody [HRP]
NB7160	Goat anti-Rabbit IgG (H+L) Secondary Antibody [HRP]
NBP2-24891	Rabbit IgG Isotype Control
210-TA-005	TNF-alpha [Unconjugated]

---

### **Limitations**

This product is for research use only and is not approved for use in humans or in clinical diagnosis. Primary Antibodies are guaranteed for 1 year from date of receipt.

For more information on our 100% guarantee, please visit [www.novusbio.com/guarantee](http://www.novusbio.com/guarantee)

Earn gift cards/discounts by submitting a review: [www.novusbio.com/reviews/submit/NBP2-92658](http://www.novusbio.com/reviews/submit/NBP2-92658)

Earn gift cards/discounts by submitting a publication using this product:  
[www.novusbio.com/publications](http://www.novusbio.com/publications)

