

# Product Datasheet

## CEACAM1/CD66a Antibody (030) - Azide and BSA Free NBP2-90640-100ul

Unit Size: 100 ul

Store at 4C short term. Aliquot and store at -20C long term. Avoid freeze-thaw cycles.

[www.novusbio.com](http://www.novusbio.com)



[technical@novusbio.com](mailto:technical@novusbio.com)

Protocols, Publications, Related Products, Reviews, Research Tools and Images at:  
[www.novusbio.com/NBP2-90640](http://www.novusbio.com/NBP2-90640)

Updated 2/26/2025 v.20.1

Earn rewards for product  
reviews and publications.

Submit a publication at [www.novusbio.com/publications](http://www.novusbio.com/publications)

Submit a review at [www.novusbio.com/reviews/destination/NBP2-90640](http://www.novusbio.com/reviews/destination/NBP2-90640)



**NBP2-90640-100ul**

CEACAM1/CD66a Antibody (030) - Azide and BSA Free

Product Information	
Unit Size	100 ul
Concentration	Please see the vial label for concentration. If unlisted please contact technical services.
Storage	Store at 4C short term. Aliquot and store at -20C long term. Avoid freeze-thaw cycles.
Clonality	Monoclonal
Clone	030
Preservative	No Preservative
Isotype	IgG
Purity	Protein A purified
Buffer	0.2 um filtered solution in PBS

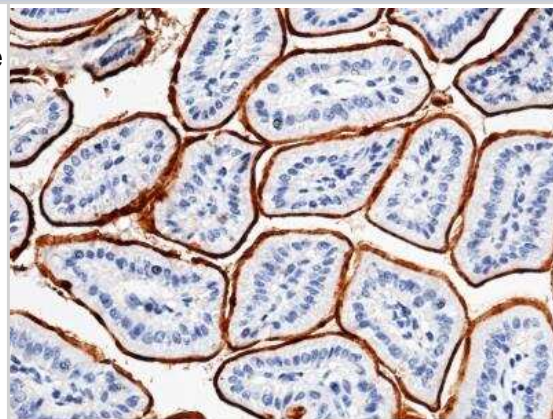
Product Description	
Description	This antibody can be stored at 2C-8C for one month without detectable loss of activity. Antibody products are stable for twelve months from date of receipt when stored at -20C to -80C. Avoid repeated freeze-thaw cycles.
Host	Rabbit
Gene ID	634
Gene Symbol	CEACAM1
Species	Mouse
Specificity/Sensitivity	No cross-reactivity in ELISA with:  Human CEACAM1
Immunogen	This antibody was obtained from a rabbit immunized with purified, recombinant Mouse CEACAM1/CD66a (Accession#: NP_001034274.1; Met1-Gly428).

Product Application Details	
Applications	Immunohistochemistry, Immunohistochemistry-Frozen, Immunohistochemistry-Paraffin
Recommended Dilutions	Immunohistochemistry, Immunohistochemistry-Paraffin 1:100-1:500, Immunohistochemistry-Frozen 1:100-1:500

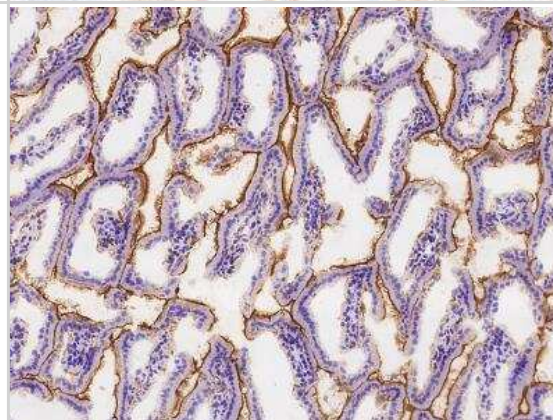


## Images

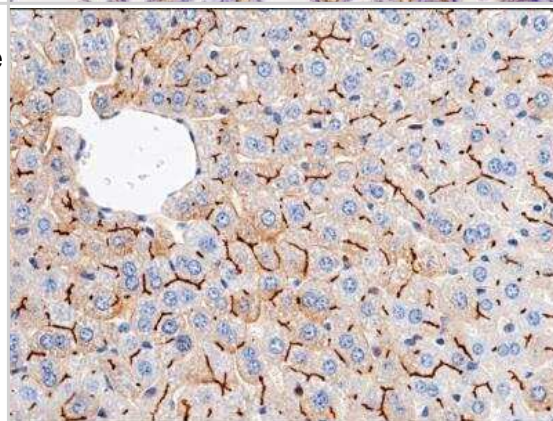
Immunohistochemistry-Paraffin: CEACAM1/CD66a Antibody (030) [NBP2-90640] - Immunochemical staining of mouse CEACAM1 in mouse intestine with rabbit monoclonal antibody (1:200, formalin-fixed paraffin embedded sections). Positive staining was localized to striated border.



Immunohistochemistry-Frozen: CEACAM1/CD66a Antibody (030) [NBP2-90640] - Immunochemical staining of mouse CEACAM1 in mouse small intestine with rabbit monoclonal antibody at 1:200 dilution, frozen sections.



Immunohistochemistry-Paraffin: CEACAM1/CD66a Antibody (030) [NBP2-90640] - Immunochemical staining of mouse CEACAM1 in mouse liver with rabbit monoclonal antibody (1:200, formalin-fixed paraffin embedded sections). Positive staining was localized to bile canaliculus.





### **Novus Biologicals USA**

10730 E. Briarwood Avenue  
Centennial, CO 80112  
USA  
Phone: 303.730.1950  
Toll Free: 1.888.506.6887  
Fax: 303.730.1966  
nb-customerservice@bio-techne.com

### **Bio-Techne Canada**

21 Canmotor Ave  
Toronto, ON M8Z 4E6  
Canada  
Phone: 905.827.6400  
Toll Free: 855.668.8722  
Fax: 905.827.6402  
canada.inquires@bio-techne.com

### **Bio-Techne Ltd**

19 Barton Lane  
Abingdon Science Park  
Abingdon, OX14 3NB, United Kingdom  
Phone: (44) (0) 1235 529449  
Free Phone: 0800 37 34 15  
Fax: (44) (0) 1235 533420  
info.EMEA@bio-techne.com

### **General Contact Information**

www.novusbio.com  
Technical Support: nb-technical@bio-techne.com  
Orders: nb-customerservice@bio-techne.com  
General: novus@novusbio.com

### **Products Related to NBP2-90640-100ul**

---

HAF008	Goat anti-Rabbit IgG Secondary Antibody [HRP]
NB7160	Goat anti-Rabbit IgG (H+L) Secondary Antibody [HRP]
NBP2-24891	Rabbit IgG Isotype Control
NBP1-85743PEP	CEACAM1/CD66a Recombinant Protein Antigen

---

### **Limitations**

This product is for research use only and is not approved for use in humans or in clinical diagnosis. Primary Antibodies are guaranteed for 1 year from date of receipt.

For more information on our 100% guarantee, please visit [www.novusbio.com/guarantee](http://www.novusbio.com/guarantee)

Earn gift cards/discounts by submitting a review: [www.novusbio.com/reviews/submit/NBP2-90640](http://www.novusbio.com/reviews/submit/NBP2-90640)

Earn gift cards/discounts by submitting a publication using this product:  
[www.novusbio.com/publications](http://www.novusbio.com/publications)

