

# Product Datasheet

## LIMPII/SR-B2 Antibody (052) - Azide and BSA Free NBP2-90382-100ul

Unit Size: 100 ul

Store at 4C short term. Aliquot and store at -20C long term. Avoid freeze-thaw cycles.

[www.novusbio.com](http://www.novusbio.com)



[technical@novusbio.com](mailto:technical@novusbio.com)

Protocols, Publications, Related Products, Reviews, Research Tools and Images at:  
[www.novusbio.com/NBP2-90382](http://www.novusbio.com/NBP2-90382)

Updated 2/26/2025 v.20.1

Earn rewards for product  
reviews and publications.

Submit a publication at [www.novusbio.com/publications](http://www.novusbio.com/publications)

Submit a review at [www.novusbio.com/reviews/destination/NBP2-90382](http://www.novusbio.com/reviews/destination/NBP2-90382)



**NBP2-90382-100ul**

LIMP2/SR-B2 Antibody (052) - Azide and BSA Free

<b>Product Information</b>	
<b>Unit Size</b>	100 ul
<b>Concentration</b>	Please see the vial label for concentration. If unlisted please contact technical services.
<b>Storage</b>	Store at 4C short term. Aliquot and store at -20C long term. Avoid freeze-thaw cycles.
<b>Clonality</b>	Monoclonal
<b>Clone</b>	052
<b>Preservative</b>	No Preservative
<b>Isotype</b>	IgG
<b>Purity</b>	Protein A purified
<b>Buffer</b>	0.2 um filtered solution in PBS

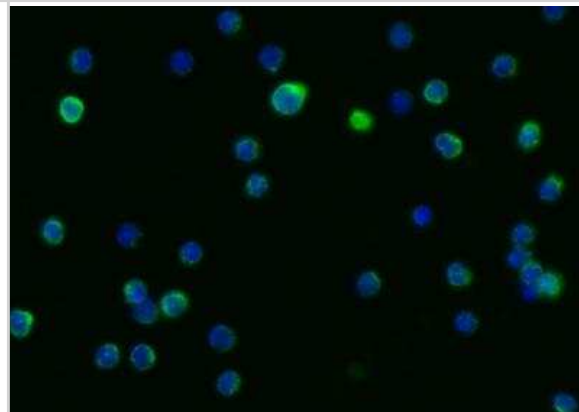
<b>Product Description</b>	
<b>Description</b>	This antibody can be stored at 2C-8C for one month without detectable loss of activity. Antibody products are stable for twelve months from date of receipt when stored at -20C to -80C. Avoid repeated freeze-thaw cycles.
<b>Host</b>	Rabbit
<b>Gene ID</b>	950
<b>Gene Symbol</b>	SCARB2
<b>Species</b>	Mouse
<b>Immunogen</b>	This antibody was obtained from a rabbit immunized with purified, recombinant Mouse LIMP2/SR-B2 (Accession#: NP_031670.1; Met1-Thr432).

<b>Product Application Details</b>	
<b>Applications</b>	Immunocytochemistry/ Immunofluorescence, Immunohistochemistry-Paraffin
<b>Recommended Dilutions</b>	Immunocytochemistry/ Immunofluorescence 1:20-1:100, Immunohistochemistry-Paraffin 1:100-1:500

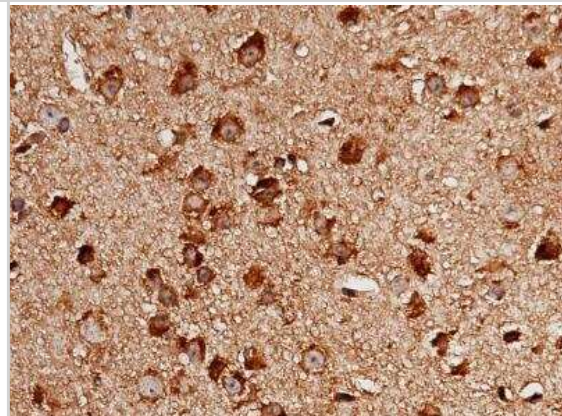


## Images

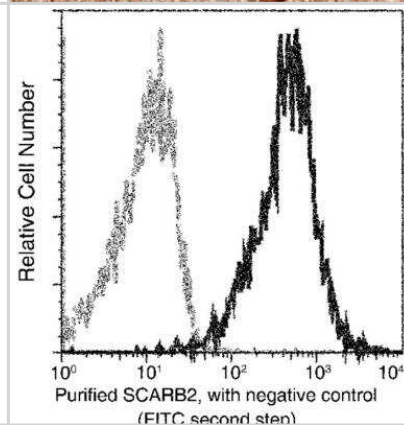
Immunocytochemistry/Immunofluorescence: LIMPII/SR-B2 Antibody (052) [NBP2-90382] - Staining of mouse SCARB2 in mouse splenocytes. Cells were fixed with 4% PFA, blocked with 10% serum, and incubated with rabbit anti-mouse SCARB2 monoclonal antibody (1:60) at 4° overnight. Then cells were stained with the Alexa Fluor® 488-conjugated Goat Anti-rabbit IgG secondary antibody (green) and counterstained with DAPI (blue).



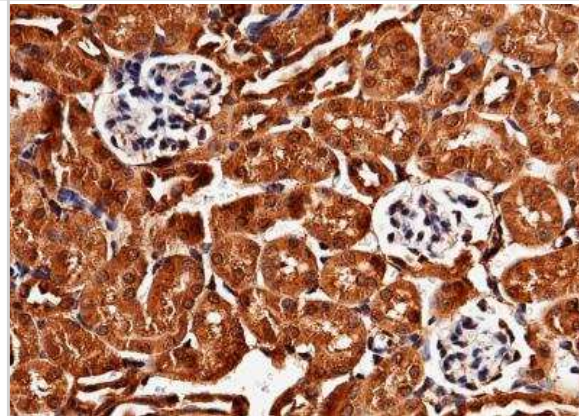
Immunohistochemistry-Paraffin: LIMPII/SR-B2 Antibody (052) [NBP2-90382] - Staining of mouse SCARB2 in mouse brain with rabbit monoclonal antibody (1:200).



Flow Cytometry: LIMPII/SR-B2 Antibody (052) [NBP2-90382] - Analysis of Mouse SCARB2 expression on BABL/c splenocytes. The cells were stained with purified anti-Mouse SCARB2, then a FITC-conjugated second step antibody. The fluorescence histograms were derived from gated events with the forward and side light-scatter characteristics of intact cells.



Immunohistochemistry-Paraffin: LIMPII/SR-B2 Antibody (052) [NBP2-90382] - Staining of mouse SCARB2 in mouse kidney with rabbit monoclonal antibody (1:200).





### **Novus Biologicals USA**

10730 E. Briarwood Avenue  
Centennial, CO 80112  
USA  
Phone: 303.730.1950  
Toll Free: 1.888.506.6887  
Fax: 303.730.1966  
nb-customerservice@bio-techne.com

### **Bio-Techne Canada**

21 Canmotor Ave  
Toronto, ON M8Z 4E6  
Canada  
Phone: 905.827.6400  
Toll Free: 855.668.8722  
Fax: 905.827.6402  
canada.inquires@bio-techne.com

### **Bio-Techne Ltd**

19 Barton Lane  
Abingdon Science Park  
Abingdon, OX14 3NB, United Kingdom  
Phone: (44) (0) 1235 529449  
Free Phone: 0800 37 34 15  
Fax: (44) (0) 1235 533420  
info.EMEA@bio-techne.com

### **General Contact Information**

www.novusbio.com  
Technical Support: nb-technical@bio-techne.com  
Orders: nb-customerservice@bio-techne.com  
General: novus@novusbio.com

### **Products Related to NBP2-90382-100ul**

---

HAF008	Goat anti-Rabbit IgG Secondary Antibody [HRP]
NB7160	Goat anti-Rabbit IgG (H+L) Secondary Antibody [HRP]
NBP2-24891	Rabbit IgG Isotype Control
NB400-102PEP	LIMP2/SR-B2 Antibody Blocking Peptide

---

### **Limitations**

This product is for research use only and is not approved for use in humans or in clinical diagnosis. Primary Antibodies are guaranteed for 1 year from date of receipt.

For more information on our 100% guarantee, please visit [www.novusbio.com/guarantee](http://www.novusbio.com/guarantee)

Earn gift cards/discounts by submitting a review: [www.novusbio.com/reviews/submit/NBP2-90382](http://www.novusbio.com/reviews/submit/NBP2-90382)

Earn gift cards/discounts by submitting a publication using this product:  
[www.novusbio.com/publications](http://www.novusbio.com/publications)

