

# Product Datasheet

## ERp72 Antibody (020) - Azide and BSA Free NBP2-90208-100ul

Unit Size: 100 ul

Store at 4C short term. Aliquot and store at -20C long term. Avoid freeze-thaw cycles.

[www.novusbio.com](http://www.novusbio.com)



[technical@novusbio.com](mailto:technical@novusbio.com)

Protocols, Publications, Related Products, Reviews, Research Tools and Images at:  
[www.novusbio.com/NBP2-90208](http://www.novusbio.com/NBP2-90208)

Updated 2/26/2025 v.20.1

Earn rewards for product  
reviews and publications.

Submit a publication at [www.novusbio.com/publications](http://www.novusbio.com/publications)

Submit a review at [www.novusbio.com/reviews/destination/NBP2-90208](http://www.novusbio.com/reviews/destination/NBP2-90208)



**NBP2-90208-100ul**

ERp72 Antibody (020) - Azide and BSA Free

<b>Product Information</b>	
<b>Unit Size</b>	100 ul
<b>Concentration</b>	Please see the vial label for concentration. If unlisted please contact technical services.
<b>Storage</b>	Store at 4C short term. Aliquot and store at -20C long term. Avoid freeze-thaw cycles.
<b>Clonality</b>	Monoclonal
<b>Clone</b>	020
<b>Preservative</b>	No Preservative
<b>Isotype</b>	IgG
<b>Purity</b>	Protein A purified
<b>Buffer</b>	0.2 um filtered solution in PBS

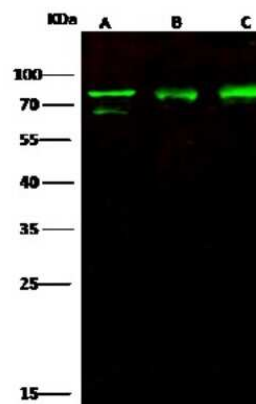
<b>Product Description</b>	
<b>Description</b>	This antibody can be stored at 2C-8C for one month without detectable loss of activity. Antibody products are stable for twelve months from date of receipt when stored at -20C to -80C. Avoid repeated freeze-thaw cycles.
<b>Host</b>	Rabbit
<b>Gene ID</b>	9601
<b>Gene Symbol</b>	PDIA4
<b>Species</b>	Human
<b>Immunogen</b>	This antibody was obtained from a rabbit immunized with purified, recombinant Human ERp72 (Uniprot#: P13667; Met1-Thr641).

<b>Product Application Details</b>	
<b>Applications</b>	Western Blot, Flow Cytometry, Immunocytochemistry/ Immunofluorescence, Immunoprecipitation
<b>Recommended Dilutions</b>	Western Blot 1:500-1:2000, Flow Cytometry 1:25-1:100, Immunocytochemistry/ Immunofluorescence 1:20-1:100, Immunoprecipitation 1-4 ul/mg of lysate

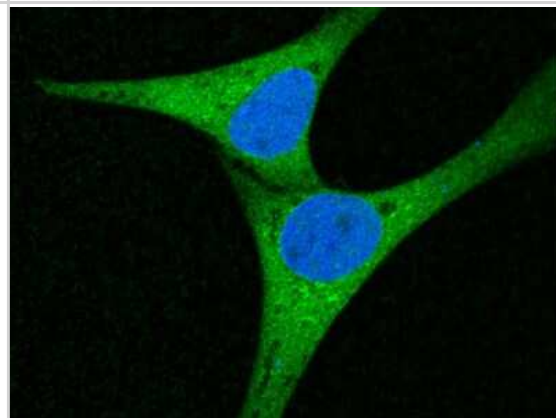


## Images

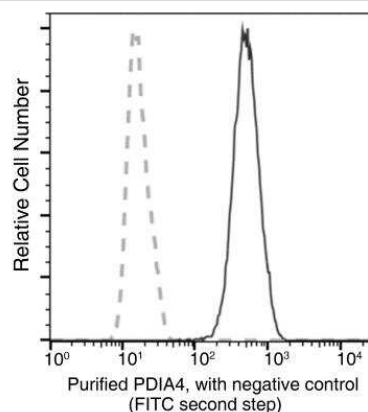
Western Blot: ERp72 Antibody (020) [NBP2-90208] - Anti-PDIA4 rabbit monoclonal antibody at 1:500 dilution. Lane A: A431 Whole Cell Lysate. Lane B: NIH-3T3 Whole Cell Lysate. Lane C: 293T Whole Cell Lysate. Lysates/proteins at 30 ug per lane.



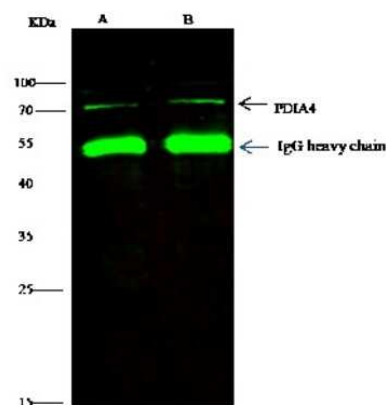
Immunocytochemistry/Immunofluorescence: ERp72 Antibody (020) [NBP2-90208] - Immunofluorescence staining of PDIA4 in Hela cells. Cells were fixed with 4% PFA, permeabilized with 0.1% Triton X-100 in PBS, blocked with 10% serum, and incubated with rabbit anti-Human PDIA4 monoclonal antibody (dilution ratio 1:60) at 4? overnight. Then cells were stained with the Alexa Fluor(R)488-conjugated Goat Anti-rabbit IgG secondary antibody (green) and counterstained with DAPI (blue). Positive staining was localized to Cytoplasm.



Flow Cytometry: ERp72 Antibody (020) [NBP2-90208] - Flow cytometric analysis of Human PDIA4 expression on HepG2 cells. The cells were treated according to manufacturer's manual (BD Pharmingen™ Cat. No. 554714), stained with purified anti-Human PDIA4, t



Immunoprecipitation: ERp72 Antibody (020) [NBP2-90208] - PDIA4 was immunoprecipitated using: Lane A :0.5 mg Hela Whole Cell Lysate. Lane B:0.5 mg MCF-7 Whole Cell Lysate. 2 uL anti-PDIA4 rabbit monoclonal antibody and 60 ug of Immunomagnetic beads Protein G. Primary antibody: Anti-PDIA4 rabbit monoclonal antibody, at 1:100 dilution. Secondary antibody:





### **Novus Biologicals USA**

10730 E. Briarwood Avenue  
Centennial, CO 80112  
USA  
Phone: 303.730.1950  
Toll Free: 1.888.506.6887  
Fax: 303.730.1966  
nb-customerservice@bio-techne.com

### **Bio-Techne Canada**

21 Canmotor Ave  
Toronto, ON M8Z 4E6  
Canada  
Phone: 905.827.6400  
Toll Free: 855.668.8722  
Fax: 905.827.6402  
canada.inquires@bio-techne.com

### **Bio-Techne Ltd**

19 Barton Lane  
Abingdon Science Park  
Abingdon, OX14 3NB, United Kingdom  
Phone: (44) (0) 1235 529449  
Free Phone: 0800 37 34 15  
Fax: (44) (0) 1235 533420  
info.EMEA@bio-techne.com

### **General Contact Information**

www.novusbio.com  
Technical Support: nb-technical@bio-techne.com  
Orders: nb-customerservice@bio-techne.com  
General: novus@novusbio.com

### **Products Related to NBP2-90208-100ul**

---

HAF008	Goat anti-Rabbit IgG Secondary Antibody [HRP]
NB7160	Goat anti-Rabbit IgG (H+L) Secondary Antibody [HRP]
NBP2-24891	Rabbit IgG Isotype Control
NBP2-52141-0.01mg	Recombinant Human ERp72 His Protein

---

### **Limitations**

This product is for research use only and is not approved for use in humans or in clinical diagnosis. Primary Antibodies are guaranteed for 1 year from date of receipt.

For more information on our 100% guarantee, please visit [www.novusbio.com/guarantee](http://www.novusbio.com/guarantee)

Earn gift cards/discounts by submitting a review: [www.novusbio.com/reviews/submit/NBP2-90208](http://www.novusbio.com/reviews/submit/NBP2-90208)

Earn gift cards/discounts by submitting a publication using this product:  
[www.novusbio.com/publications](http://www.novusbio.com/publications)

