

Product Datasheet

SOD2/Mn-SOD Antibody (012) - Azide and BSA Free NBP2-90139-100ul

Unit Size: 100 ul

Store at 4C short term. Aliquot and store at -20C long term. Avoid freeze-thaw cycles.

www.novusbio.com



technical@novusbio.com

Protocols, Publications, Related Products, Reviews, Research Tools and Images at:
www.novusbio.com/NBP2-90139

Updated 2/26/2025 v.20.1

Earn rewards for product
reviews and publications.

Submit a publication at www.novusbio.com/publications

Submit a review at www.novusbio.com/reviews/destination/NBP2-90139



NBP2-90139-100ul

SOD2/Mn-SOD Antibody (012) - Azide and BSA Free

Product Information

Unit Size	100 ul
Concentration	Please see the vial label for concentration. If unlisted please contact technical services.
Storage	Store at 4C short term. Aliquot and store at -20C long term. Avoid freeze-thaw cycles.
Clonality	Monoclonal
Clone	012
Preservative	No Preservative
Isotype	IgG
Purity	Protein A purified
Buffer	0.2 um filtered solution in PBS

Product Description

Description	This antibody can be stored at 2C-8C for one month without detectable loss of activity. Antibody products are stable for twelve months from date of receipt when stored at -20C to -80C. Avoid repeated freeze-thaw cycles.
Host	Rabbit
Gene ID	6648
Gene Symbol	SOD2
Species	Human
Immunogen	This antibody was obtained from a rabbit immunized with purified, recombinant Human SOD2/Mn-SOD (Uniprot#: P04179-1; Lys25-Lys222).

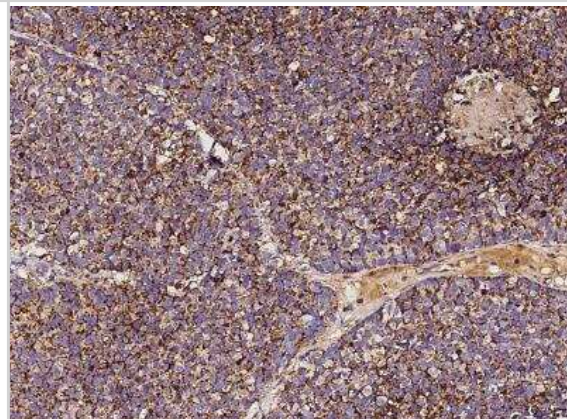
Product Application Details

Applications	Immunohistochemistry-Paraffin
Recommended Dilutions	Immunohistochemistry-Paraffin 1:100-1:500

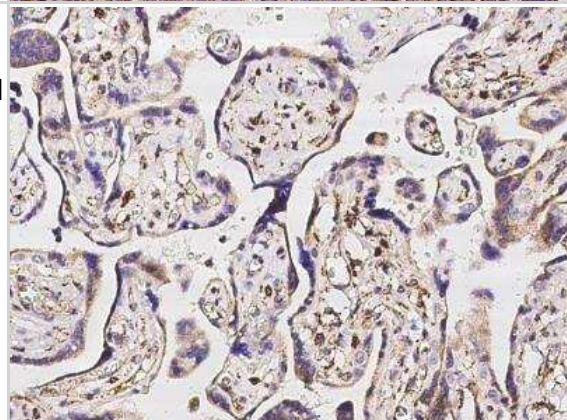


Images

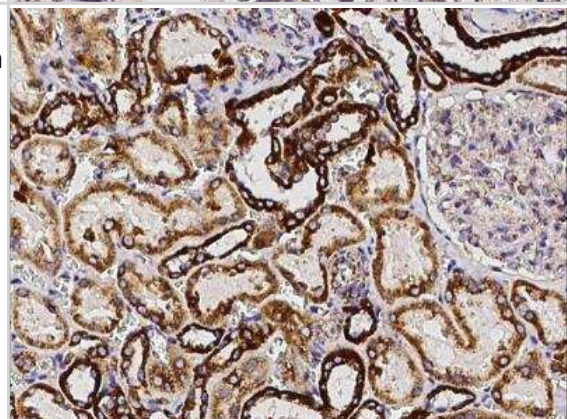
Immunohistochemistry-Paraffin: SOD2/Mn-SOD Antibody (012) [NBP2-90139] - Immunochemical staining of human SOD2 in human breast-carcinoma with rabbit monoclonal antibody (1:200, formalin-fixed paraffin embedded sections).



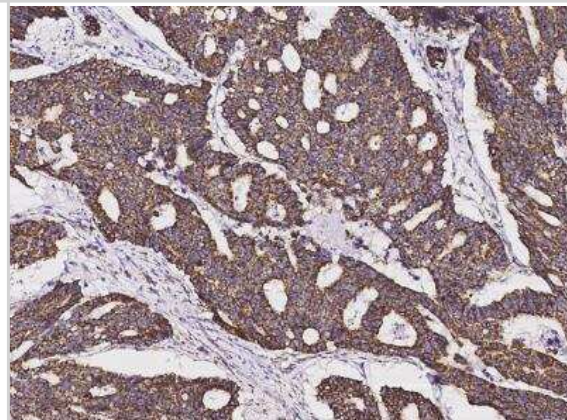
Immunohistochemistry-Paraffin: SOD2/Mn-SOD Antibody (012) [NBP2-90139] - Immunochemical staining of human SOD2 in human placenta with rabbit monoclonal antibody (1:200, formalin-fixed paraffin embedded sections).



Immunohistochemistry-Paraffin: SOD2/Mn-SOD Antibody (012) [NBP2-90139] - Immunochemical staining of human SOD2 in human kidney with rabbit monoclonal antibody (1:200, formalin-fixed paraffin embedded sections).



Immunohistochemistry-Paraffin: SOD2/Mn-SOD Antibody (012) [NBP2-90139] - Immunochemical staining of human SOD2 in human colon-carcinoma with rabbit monoclonal antibody (1:200, formalin-fixed paraffin embedded sections).





Novus Biologicals USA

10730 E. Briarwood Avenue
Centennial, CO 80112
USA
Phone: 303.730.1950
Toll Free: 1.888.506.6887
Fax: 303.730.1966
nb-customerservice@bio-techne.com

Bio-Techne Canada

21 Canmotor Ave
Toronto, ON M8Z 4E6
Canada
Phone: 905.827.6400
Toll Free: 855.668.8722
Fax: 905.827.6402
canada.inquires@bio-techne.com

Bio-Techne Ltd

19 Barton Lane
Abingdon Science Park
Abingdon, OX14 3NB, United Kingdom
Phone: (44) (0) 1235 529449
Free Phone: 0800 37 34 15
Fax: (44) (0) 1235 533420
info.EMEA@bio-techne.com

General Contact Information

www.novusbio.com
Technical Support: nb-technical@bio-
techne.com
Orders: nb-customerservice@bio-techne.com
General: novus@novusbio.com

Products Related to NBP2-90139-100ul

HAF008	Goat anti-Rabbit IgG Secondary Antibody [HRP]
NB7160	Goat anti-Rabbit IgG (H+L) Secondary Antibody [HRP]
NBP2-24891	Rabbit IgG Isotype Control
NBP2-52079-0.1mg	Recombinant Mouse SOD2/Mn-SOD His Protein

Limitations

This product is for research use only and is not approved for use in humans or in clinical diagnosis. Primary Antibodies are guaranteed for 1 year from date of receipt.

For more information on our 100% guarantee, please visit www.novusbio.com/guarantee

Earn gift cards/discounts by submitting a review: www.novusbio.com/reviews/submit/NBP2-90139

Earn gift cards/discounts by submitting a publication using this product:
www.novusbio.com/publications

