

Product Datasheet

TROP-2 Antibody (001) - Azide and BSA Free NBP2-89492-100ul

Unit Size: 100 ul

Store at 4C short term. Aliquot and store at -20C long term. Avoid freeze-thaw cycles.

www.novusbio.com



technical@novusbio.com

Protocols, Publications, Related Products, Reviews, Research Tools and Images at:
www.novusbio.com/NBP2-89492

Updated 2/26/2025 v.20.1

Earn rewards for product
reviews and publications.

Submit a publication at www.novusbio.com/publications

Submit a review at www.novusbio.com/reviews/destination/NBP2-89492



NBP2-89492-100ul

TROP-2 Antibody (001) - Azide and BSA Free

Product Information	
Unit Size	100 ul
Concentration	Please see the vial label for concentration. If unlisted please contact technical services.
Storage	Store at 4C short term. Aliquot and store at -20C long term. Avoid freeze-thaw cycles.
Clonality	Monoclonal
Clone	001
Preservative	No Preservative
Isotype	IgG
Purity	Protein A purified
Buffer	0.2 um filtered solution in PBS

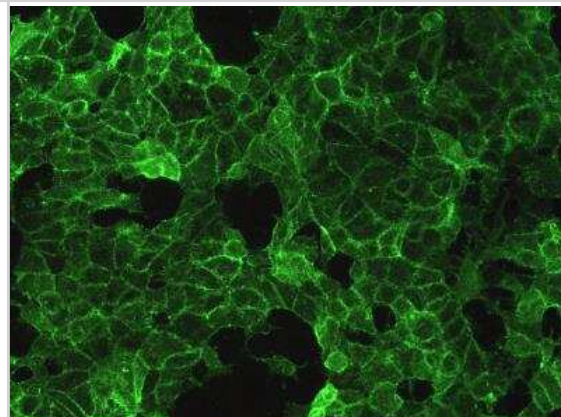
Product Description	
Description	This antibody can be stored at 2C-8C for one month without detectable loss of activity. Antibody products are stable for twelve months from date of receipt when stored at -20C to -80C. Avoid repeated freeze-thaw cycles.
Host	Rabbit
Gene ID	4070
Gene Symbol	TACSTD2
Species	Human, Primate
Specificity/Sensitivity	Has cross-reactivity in ELISA with: Human E-cad Human CD146 Human CD171 Human BCAM Human ICAM1 No cross-reactivity in ELISA with: Human VCAM1
Immunogen	This antibody was obtained from a rabbit immunized with purified, recombinant Human TROP-2 (Accession#: NP_002344.2; Met 1-Thr 274).

Product Application Details	
Applications	ELISA, Flow Cytometry, Immunocytochemistry/ Immunofluorescence
Recommended Dilutions	Flow Cytometry 1:25-1:100, ELISA 1:5000-1:10000, Immunocytochemistry/ Immunofluorescence 1:20-1:100

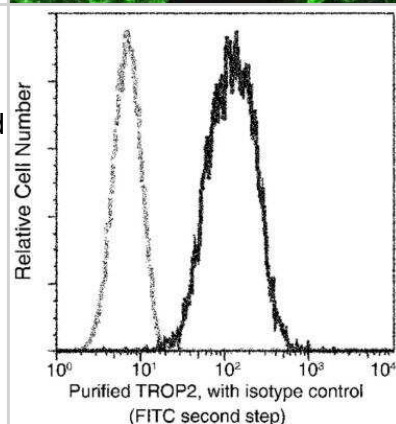


Images

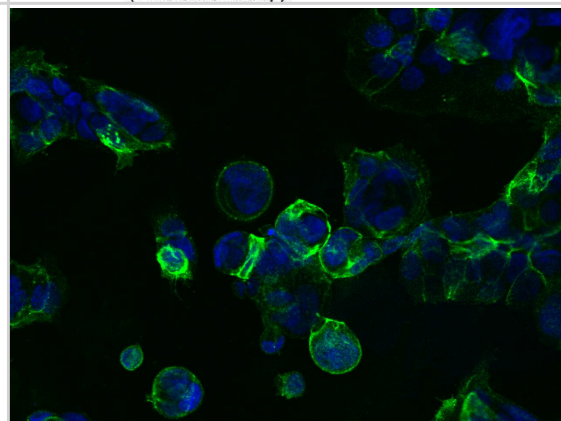
Immunocytochemistry/Immunofluorescence: TROP-2 Antibody (001) [NBP2-89492] - Staining of human TROP2 in MCF-7 cells with rabbit monoclonal antibody (1:200). The image showing membrane staining of MCF-7 cells.



Flow Cytometry: TROP-2 Antibody (001) [NBP2-89492] - Analysis of human TROP2 expression on MCF-7 cells. Cells were stained with purified anti-Human TROP2, then a FITC-conjugated second step antibody. The histogram were derived from gated events with the forward and side light-scatter characteristics of intact cells.



Immunocytochemistry/ Immunofluorescence: TROP-2 Antibody (001) [NBP2-89492] - Immunofluorescence staining of TROP-2 in NCI-N87 cells. Cells were fixed with 4% PFA, blocked with 10% serum, and incubated with NBP2-89492 (dilution ratio 1:60) at 4C overnight. Then cells were stained with the Goat Anti-rabbit IgG secondary antibody [Alexa Fluor 488] (green) and counterstained with DAPI (blue). Positive staining was localized to Cell membrane.





Novus Biologicals USA

10730 E. Briarwood Avenue
Centennial, CO 80112
USA
Phone: 303.730.1950
Toll Free: 1.888.506.6887
Fax: 303.730.1966
nb-customerservice@bio-techne.com

Bio-Techne Canada

21 Canmotor Ave
Toronto, ON M8Z 4E6
Canada
Phone: 905.827.6400
Toll Free: 855.668.8722
Fax: 905.827.6402
canada.inquires@bio-techne.com

Bio-Techne Ltd

19 Barton Lane
Abingdon Science Park
Abingdon, OX14 3NB, United Kingdom
Phone: (44) (0) 1235 529449
Free Phone: 0800 37 34 15
Fax: (44) (0) 1235 533420
info.EMEA@bio-techne.com

General Contact Information

www.novusbio.com
Technical Support: nb-technical@bio-techne.com
Orders: nb-customerservice@bio-techne.com
General: novus@novusbio.com

Products Related to NBP2-89492-100ul

HAF008	Goat anti-Rabbit IgG Secondary Antibody [HRP]
NB7160	Goat anti-Rabbit IgG (H+L) Secondary Antibody [HRP]
NBP2-24891	Rabbit IgG Isotype Control
NBP3-18209	Recombinant Mouse TROP-2 His (C-Term) Protein

Limitations

This product is for research use only and is not approved for use in humans or in clinical diagnosis. Primary Antibodies are guaranteed for 1 year from date of receipt.

For more information on our 100% guarantee, please visit www.novusbio.com/guarantee

Earn gift cards/discounts by submitting a review: www.novusbio.com/reviews/submit/NBP2-89492

Earn gift cards/discounts by submitting a publication using this product:
www.novusbio.com/publications

