

# Product Datasheet

## Osteopontin/OPN Antibody (001) - Azide and BSA Free NBP2-89443-100ul

Unit Size: 100 ul

Store at 4C short term. Aliquot and store at -20C long term. Avoid freeze-thaw cycles.

[www.novusbio.com](http://www.novusbio.com)



[technical@novusbio.com](mailto:technical@novusbio.com)

Protocols, Publications, Related Products, Reviews, Research Tools and Images at:  
[www.novusbio.com/NBP2-89443](http://www.novusbio.com/NBP2-89443)

Updated 2/26/2025 v.20.1

Earn rewards for product  
reviews and publications.

Submit a publication at [www.novusbio.com/publications](http://www.novusbio.com/publications)

Submit a review at [www.novusbio.com/reviews/destination/NBP2-89443](http://www.novusbio.com/reviews/destination/NBP2-89443)



**NBP2-89443-100ul**

Osteopontin/OPN Antibody (001) - Azide and BSA Free

<b>Product Information</b>	
<b>Unit Size</b>	100 ul
<b>Concentration</b>	Please see the vial label for concentration. If unlisted please contact technical services.
<b>Storage</b>	Store at 4C short term. Aliquot and store at -20C long term. Avoid freeze-thaw cycles.
<b>Clonality</b>	Monoclonal
<b>Clone</b>	001
<b>Preservative</b>	No Preservative
<b>Isotype</b>	IgG
<b>Purity</b>	Protein A purified
<b>Buffer</b>	0.2 um filtered solution in PBS

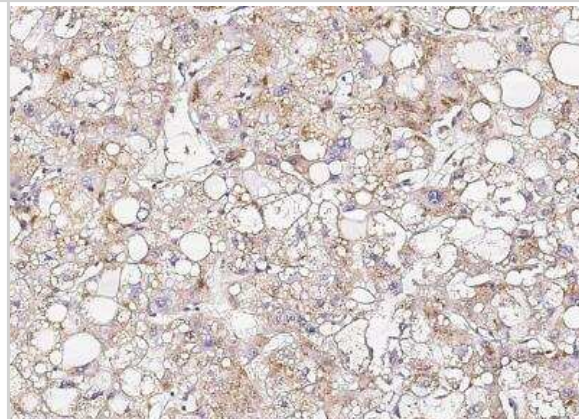
<b>Product Description</b>	
<b>Description</b>	This antibody can be stored at 2C-8C for one month without detectable loss of activity. Antibody products are stable for twelve months from date of receipt when stored at -20C to -80C. Avoid repeated freeze-thaw cycles.
<b>Host</b>	Rabbit
<b>Gene ID</b>	6696
<b>Gene Symbol</b>	SPP1
<b>Species</b>	Human
<b>Immunogen</b>	This antibody was obtained from a rabbit immunized with purified, recombinant Human Osteopontin/OPN (Accession#: NP_001035147.1; Met 1-Asn 314).

<b>Product Application Details</b>	
<b>Applications</b>	ELISA, Flow Cytometry, Immunohistochemistry, Immunohistochemistry-Paraffin
<b>Recommended Dilutions</b>	Flow Cytometry 1:25-1:100, ELISA 1:5000-1:10000, Immunohistochemistry, Immunohistochemistry-Paraffin 1:1000-1:4000

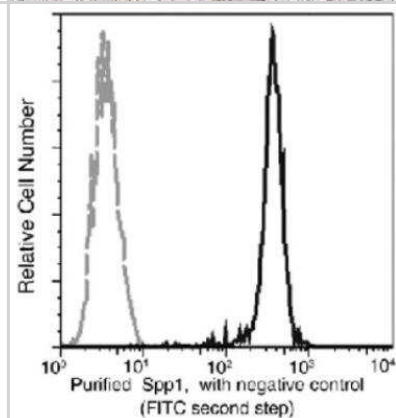


## Images

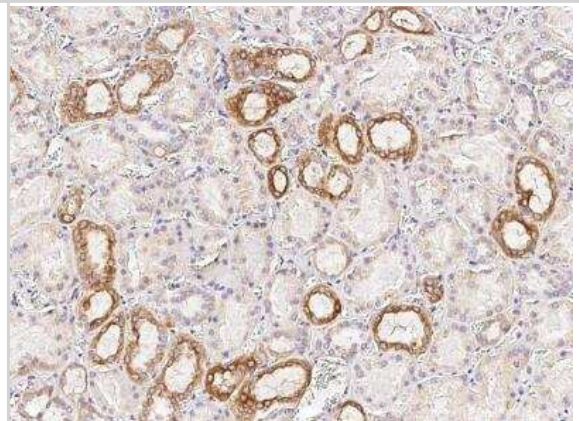
Immunohistochemistry-Paraffin: Osteopontin/OPN Antibody (001) [NBP2-89443] - Staining of human SPP1 in human hepatoma with rabbit monoclonal antibody (1:2000)



Flow Cytometry: Osteopontin/OPN Antibody (001) [NBP2-89443] - Analysis of purified anti-human Spp1 on U937 cells. U937 cells were treated and stained with Purified Rabbit anti-Spp1 (Bold line hisgram), To demonstrate specificity of staining the binding of anti-human Spp1 was blocked by the preincubation of the purified antibody with molar excess of recombinant human Spp1 (5 ug.) for 1 hour (dashed line hisgram), then stained with a FITC-conjugated second step antibody.



Immunohistochemistry-Paraffin: Osteopontin/OPN Antibody (001) [NBP2-89443] - Staining of human SPP1 in human kidney with rabbit monoclonal antibody (1:2000)





### **Novus Biologicals USA**

10730 E. Briarwood Avenue  
Centennial, CO 80112  
USA  
Phone: 303.730.1950  
Toll Free: 1.888.506.6887  
Fax: 303.730.1966  
nb-customerservice@bio-techne.com

### **Bio-Techne Canada**

21 Canmotor Ave  
Toronto, ON M8Z 4E6  
Canada  
Phone: 905.827.6400  
Toll Free: 855.668.8722  
Fax: 905.827.6402  
canada.inquires@bio-techne.com

### **Bio-Techne Ltd**

19 Barton Lane  
Abingdon Science Park  
Abingdon, OX14 3NB, United Kingdom  
Phone: (44) (0) 1235 529449  
Free Phone: 0800 37 34 15  
Fax: (44) (0) 1235 533420  
info.EMEA@bio-techne.com

### **General Contact Information**

www.novusbio.com  
Technical Support: nb-technical@bio-techne.com  
Orders: nb-customerservice@bio-techne.com  
General: novus@novusbio.com

### **Products Related to NBP2-89443-100ul**

---

HAF008	Goat anti-Rabbit IgG Secondary Antibody [HRP]
NB7160	Goat anti-Rabbit IgG (H+L) Secondary Antibody [HRP]
NBP2-24891	Rabbit IgG Isotype Control
NB600-1043PEP	Osteopontin/OPN Antibody Blocking Peptide

---

### **Limitations**

This product is for research use only and is not approved for use in humans or in clinical diagnosis. Primary Antibodies are guaranteed for 1 year from date of receipt.

For more information on our 100% guarantee, please visit [www.novusbio.com/guarantee](http://www.novusbio.com/guarantee)

Earn gift cards/discounts by submitting a review: [www.novusbio.com/reviews/submit/NBP2-89443](http://www.novusbio.com/reviews/submit/NBP2-89443)

Earn gift cards/discounts by submitting a publication using this product:  
[www.novusbio.com/publications](http://www.novusbio.com/publications)

