

Product Datasheet

Neuropilin-1 Antibody (042) - Azide and BSA Free NBP2-89197-100ul

Unit Size: 100 ul

Store at 4C short term. Aliquot and store at -20C long term. Avoid freeze-thaw cycles.

www.novusbio.com



technical@novusbio.com

Publications: 1

Protocols, Publications, Related Products, Reviews, Research Tools and Images at:
www.novusbio.com/NBP2-89197

Updated 2/26/2025 v.20.1

Earn rewards for product
reviews and publications.

Submit a publication at www.novusbio.com/publications

Submit a review at www.novusbio.com/reviews/destination/NBP2-89197



NBP2-89197-100ul

Neuropilin-1 Antibody (042) - Azide and BSA Free

Product Information	
Unit Size	100 ul
Concentration	Please see the vial label for concentration. If unlisted please contact technical services.
Storage	Store at 4C short term. Aliquot and store at -20C long term. Avoid freeze-thaw cycles.
Clonality	Monoclonal
Clone	042
Preservative	No Preservative
Isotype	IgG
Purity	Protein A purified
Buffer	0.2 um filtered solution in PBS
Target Molecular Weight	103 kDa

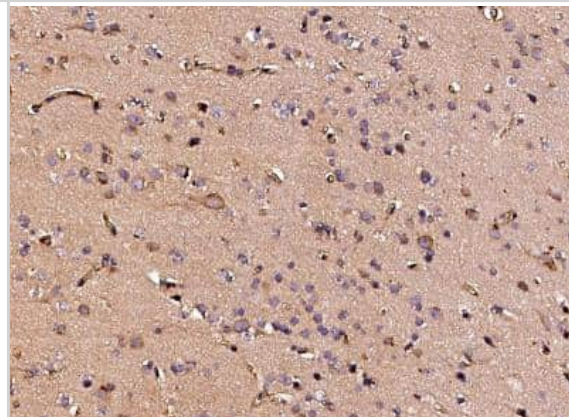
Product Description	
Description	This antibody can be stored at 2C-8C for one month without detectable loss of activity. Antibody products are stable for twelve months from date of receipt when stored at -20C to -80C. Avoid repeated freeze-thaw cycles.
Host	Rabbit
Gene ID	8829
Gene Symbol	NRP1
Species	Human
Specificity/Sensitivity	No cross-reactivity in ELISA with: Human NRP2
Immunogen	This antibody was obtained from a rabbit immunized with purified, recombinant Human Neuropilin-1 (Accession#: NP_001019799.1; Met1-Lys644).

Product Application Details	
Applications	ELISA, Immunohistochemistry-Paraffin
Recommended Dilutions	ELISA 1:5000-1:10000, Immunohistochemistry-Paraffin 1:50-1:200

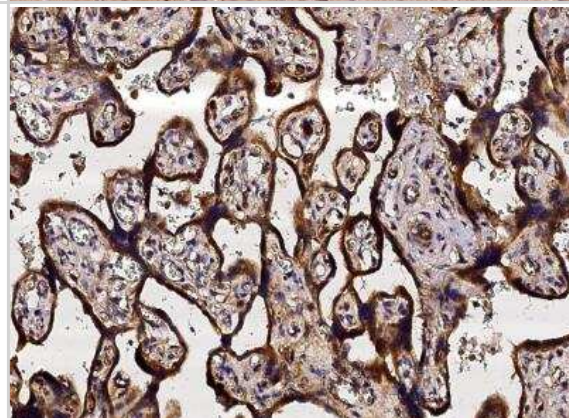


Images

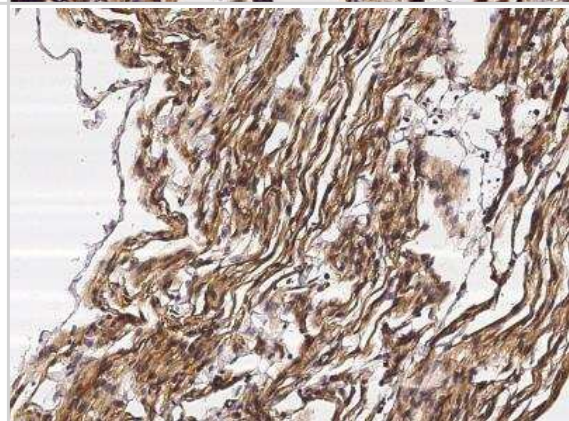
Immunohistochemistry-Paraffin: Neuropilin-1 Antibody (042) [NBP2-89197] - Staining of human NRP1 in human brain with rabbit monoclonal Neuropilin-1 antibody (042) [NBP2-89197] (1:100).



Immunohistochemistry-Paraffin: Neuropilin-1 Antibody (042) [NBP2-89197] - Staining of human NRP1 in human placenta with rabbit monoclonal Neuropilin-1 antibody (042) [NBP2-89197] (1:100).



Immunohistochemistry-Paraffin: Neuropilin-1 Antibody (042) [NBP2-89197] - Staining of human NRP1 in human heart with rabbit monoclonal Neuropilin-1 antibody (042) [NBP2-89197] (1:100).



Publications

Gao J, Mei H, Sun J et al. Neuropilin-1-Mediated SARS-CoV-2 Infection in Bone Marrow-Derived Macrophages Inhibits Osteoclast Differentiation *Advanced biology* Feb 23 2022 12:00AM [PMID: 35195371]



Novus Biologicals USA

10730 E. Briarwood Avenue
Centennial, CO 80112
USA
Phone: 303.730.1950
Toll Free: 1.888.506.6887
Fax: 303.730.1966
nb-customerservice@bio-techne.com

Bio-Techne Canada

21 Canmotor Ave
Toronto, ON M8Z 4E6
Canada
Phone: 905.827.6400
Toll Free: 855.668.8722
Fax: 905.827.6402
canada.inquires@bio-techne.com

Bio-Techne Ltd

19 Barton Lane
Abingdon Science Park
Abingdon, OX14 3NB, United Kingdom
Phone: (44) (0) 1235 529449
Free Phone: 0800 37 34 15
Fax: (44) (0) 1235 533420
info.EMEA@bio-techne.com

General Contact Information

www.novusbio.com
Technical Support: nb-technical@bio-techne.com
Orders: nb-customerservice@bio-techne.com
General: novus@novusbio.com

Products Related to NBP2-89197-100ul

HAF008	Goat anti-Rabbit IgG Secondary Antibody [HRP]
NB7160	Goat anti-Rabbit IgG (H+L) Secondary Antibody [HRP]
NBP2-24891	Rabbit IgG Isotype Control
NBP1-85763PEP	Neuropilin-1 Recombinant Protein Antigen

Limitations

This product is for research use only and is not approved for use in humans or in clinical diagnosis. Primary Antibodies are guaranteed for 1 year from date of receipt.

For more information on our 100% guarantee, please visit www.novusbio.com/guarantee

Earn gift cards/discounts by submitting a review: www.novusbio.com/reviews/submit/NBP2-89197

Earn gift cards/discounts by submitting a publication using this product:
www.novusbio.com/publications

