

Product Datasheet

Astrin Antibody (CL10078) - BSA Free NBP2-88942

Unit Size: 100 ul

Store at 4C short term. Aliquot and store at -20C long term. Avoid freeze-thaw cycles.

www.novusbio.com



technical@novusbio.com

Protocols, Publications, Related Products, Reviews, Research Tools and Images at:
www.novusbio.com/NBP2-88942

Updated 2/27/2025 v.20.1

Earn rewards for product
reviews and publications.

Submit a publication at www.novusbio.com/publications

Submit a review at www.novusbio.com/reviews/destination/NBP2-88942



NBP2-88942

Astrin Antibody (CL10078) - BSA Free

Product Information

Unit Size	100 ul
Concentration	Concentrations vary lot to lot. See vial label for concentration. If unlisted please contact technical services.
Storage	Store at 4C short term. Aliquot and store at -20C long term. Avoid freeze-thaw cycles.
Clonality	Monoclonal
Clone	CL10078
Preservative	0.02% Sodium Azide
Isotype	IgG1
Purity	Protein A purified
Buffer	PBS, pH 7.2, containing 40% glycerol

Product Description

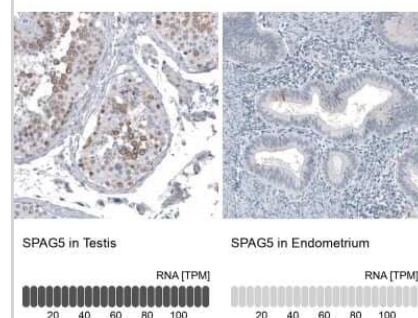
Host	Mouse
Gene ID	10615
Gene Symbol	SPAG5
Species	Human
Immunogen	This antibody was developed using a synthetic peptide derived from Q96R06, with the exact immunogen sequence remaining proprietary.

Product Application Details

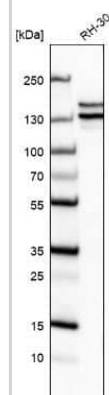
Applications	Western Blot, Immunohistochemistry, Immunohistochemistry-Paraffin
Recommended Dilutions	Western Blot 1 ug/ml, Immunohistochemistry 1:500 - 1:1000, Immunohistochemistry-Paraffin 1:500 - 1:1000
Application Notes	For IHC-Paraffin, HIER pH 6 retrieval is recommended.

Images

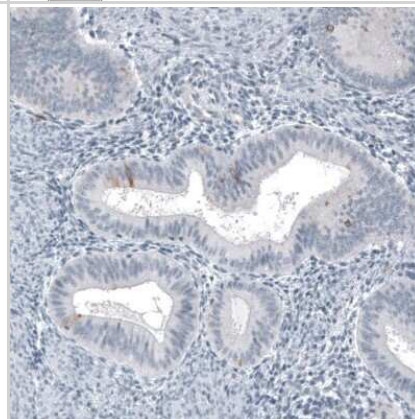
Immunohistochemistry-Paraffin: Astrin Antibody (CL10078) [NBP2-88942] - Analysis in human testis and endometrium tissues using NBP2-88942 antibody. Corresponding SPAG5 RNA-seq data are presented for the same tissues.



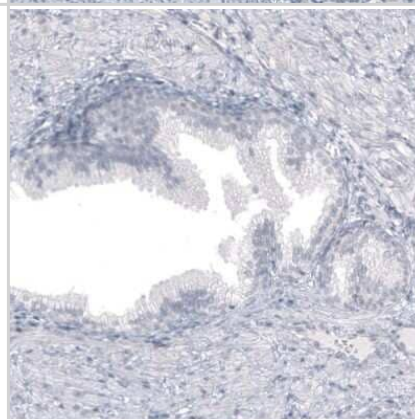
Western Blot: Astrin Antibody (CL10078) [NBP2-88942] - Analysis in human cell line RH-30.



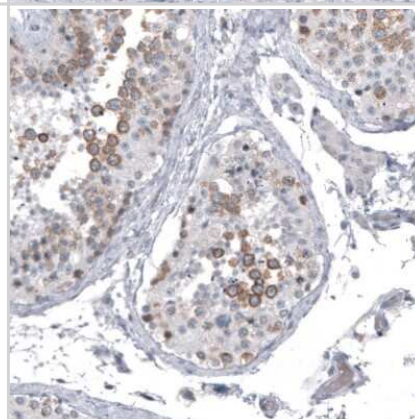
Immunohistochemistry-Paraffin: Astrin Antibody (CL10078) [NBP2-88942] - Staining of human endometrium shows very weak cytoplasmic positivity in glandular cells as expected.



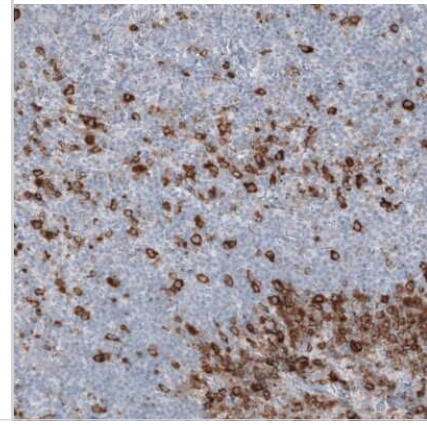
Immunohistochemistry-Paraffin: Astrin Antibody (CL10078) [NBP2-88942] - Staining of human prostate shows no cytoplasmic positivity in glandular cells as expected.



Immunohistochemistry-Paraffin: Astrin Antibody (CL10078) [NBP2-88942] - Staining of human testis shows moderate cytoplasmic positivity in cells in seminiferous ducts.



Immunohistochemistry-Paraffin: Astrin Antibody (CL10078) [NBP2-88942] - Staining of human tonsil shows strong cytoplasmic positivity in non-germinal center cells.





Novus Biologicals USA

10730 E. Briarwood Avenue
Centennial, CO 80112
USA
Phone: 303.730.1950
Toll Free: 1.888.506.6887
Fax: 303.730.1966
nb-customerservice@bio-techne.com

Bio-Techne Canada

21 Canmotor Ave
Toronto, ON M8Z 4E6
Canada
Phone: 905.827.6400
Toll Free: 855.668.8722
Fax: 905.827.6402
canada.inquires@bio-techne.com

Bio-Techne Ltd

19 Barton Lane
Abingdon Science Park
Abingdon, OX14 3NB, United Kingdom
Phone: (44) (0) 1235 529449
Free Phone: 0800 37 34 15
Fax: (44) (0) 1235 533420
info.EMEA@bio-techne.com

General Contact Information

www.novusbio.com
Technical Support: nb-technical@bio-techne.com
Orders: nb-customerservice@bio-techne.com
General: novus@novusbio.com

Products Related to NBP2-88942

HAF007	Goat anti-Mouse IgG Secondary Antibody [HRP]
NB720-B	Rabbit anti-Mouse IgG (H+L) Secondary Antibody [Biotin]
NBP1-97005-0.5mg	Mouse IgG1 Isotype Control (MG1)
NBP3-17806PEP	Astrin Recombinant Protein Antigen

Limitations

This product is for research use only and is not approved for use in humans or in clinical diagnosis. Primary Antibodies are guaranteed for 1 year from date of receipt.

For more information on our 100% guarantee, please visit www.novusbio.com/guarantee

Earn gift cards/discounts by submitting a review: www.novusbio.com/reviews/submit/NBP2-88942

Earn gift cards/discounts by submitting a publication using this product:
www.novusbio.com/publications

