

# Product Datasheet

## ATG5 Antibody (CL9508) - BSA Free NBP2-88936

Unit Size: 100 ul

Store at 4C short term. Aliquot and store at -20C long term. Avoid freeze-thaw cycles.

[www.novusbio.com](http://www.novusbio.com)



[technical@novusbio.com](mailto:technical@novusbio.com)

Protocols, Publications, Related Products, Reviews, Research Tools and Images at:  
[www.novusbio.com/NBP2-88936](http://www.novusbio.com/NBP2-88936)

Updated 2/27/2025 v.20.1

Earn rewards for product  
reviews and publications.

Submit a publication at [www.novusbio.com/publications](http://www.novusbio.com/publications)

Submit a review at [www.novusbio.com/reviews/destination/NBP2-88936](http://www.novusbio.com/reviews/destination/NBP2-88936)



**NBP2-88936**

ATG5 Antibody (CL9508) - BSA Free

**Product Information**

<b>Unit Size</b>	100 ul
<b>Concentration</b>	Concentrations vary lot to lot. See vial label for concentration. If unlisted please contact technical services.
<b>Storage</b>	Store at 4C short term. Aliquot and store at -20C long term. Avoid freeze-thaw cycles.
<b>Clonality</b>	Monoclonal
<b>Clone</b>	CL9508
<b>Preservative</b>	0.02% Sodium Azide
<b>Isotype</b>	IgG1
<b>Purity</b>	Protein A purified
<b>Buffer</b>	PBS (pH 7.2), 40% glycerol

**Product Description**

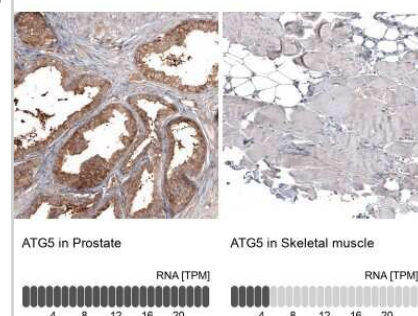
<b>Host</b>	Mouse
<b>Gene ID</b>	9474
<b>Gene Symbol</b>	ATG5
<b>Species</b>	Human
<b>Immunogen</b>	This antibody was developed using a recombinant protein derived from Q9H1Y0, with the exact immunogen sequence remaining proprietary.

**Product Application Details**

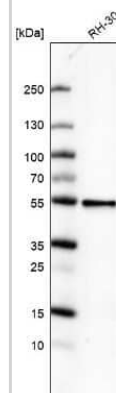
<b>Applications</b>	Western Blot, Immunohistochemistry, Immunohistochemistry-Paraffin
<b>Recommended Dilutions</b>	Western Blot 1 ug/mL, Immunohistochemistry 1:500 - 1:1000, Immunohistochemistry-Paraffin 1:500 - 1:1000
<b>Application Notes</b>	For IHC-Paraffin, HIER pH 6 antigen retrieval is recommended.

**Images**

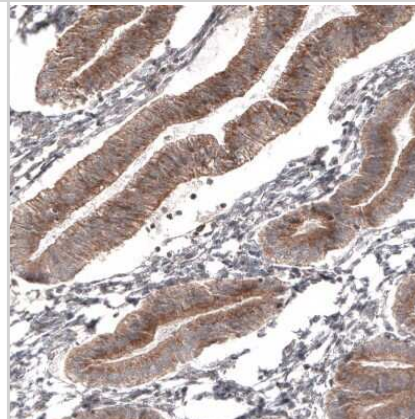
Immunohistochemistry-Paraffin: ATG5 Antibody (CL9508) [NBP2-88936]  
 - Immunohistochemistry analysis in human prostate and skeletal muscle tissues using NBP2-88936 antibody. Corresponding ATG5 RNA-seq data are presented for the same tissues.



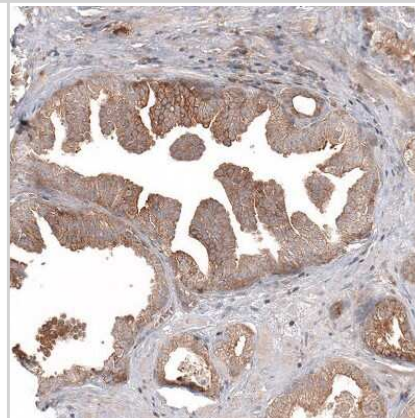
Western Blot: ATG5 Antibody (CL9508) [NBP2-88936] - Western blot analysis in human cell line RH-30.



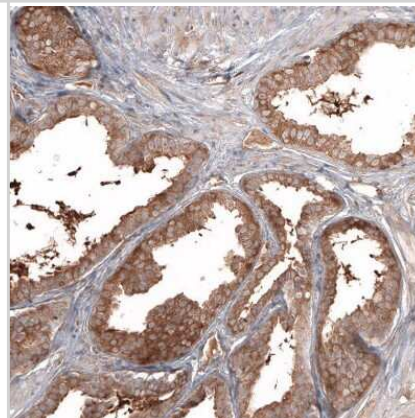
Immunohistochemistry-Paraffin: ATG5 Antibody (CL9508) [NBP2-88936]  
- Immunohistochemistry analysis of human endometrium shows moderate cytoplasmic positivity in glandular cells.



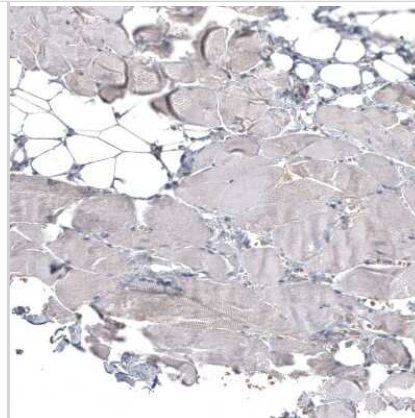
Immunohistochemistry-Paraffin: ATG5 Antibody (CL9508) [NBP2-88936]  
- Immunohistochemistry analysis of human prostate cancer shows moderate cytoplasmic positivity in glandular cells.



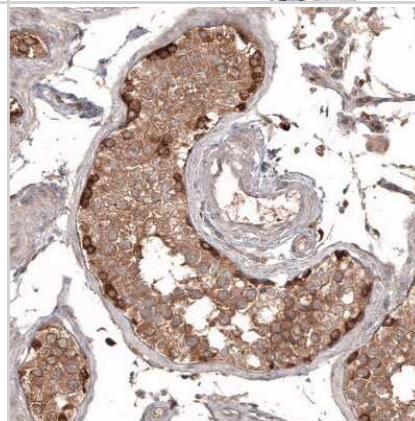
Immunohistochemistry-Paraffin: ATG5 Antibody (CL9508) [NBP2-88936]  
- Immunohistochemistry analysis of human prostate shows strong cytoplasmic positivity in glandular cells.



Immunohistochemistry-Paraffin: ATG5 Antibody (CL9508) [NBP2-88936]  
- Immunohistochemistry analysis of human skeletal muscle shows no positivity in myocytes as expected.



Immunohistochemistry-Paraffin: ATG5 Antibody (CL9508) [NBP2-88936]  
- Immunohistochemistry analysis of human testis shows moderate to strong cytoplasmic positivity in cells in seminiferous ducts.





### **Novus Biologicals USA**

10730 E. Briarwood Avenue  
Centennial, CO 80112  
USA  
Phone: 303.730.1950  
Toll Free: 1.888.506.6887  
Fax: 303.730.1966  
nb-customerservice@bio-techne.com

### **Bio-Techne Canada**

21 Canmotor Ave  
Toronto, ON M8Z 4E6  
Canada  
Phone: 905.827.6400  
Toll Free: 855.668.8722  
Fax: 905.827.6402  
canada.inquires@bio-techne.com

### **Bio-Techne Ltd**

19 Barton Lane  
Abingdon Science Park  
Abingdon, OX14 3NB, United Kingdom  
Phone: (44) (0) 1235 529449  
Free Phone: 0800 37 34 15  
Fax: (44) (0) 1235 533420  
info.EMEA@bio-techne.com

### **General Contact Information**

[www.novusbio.com](http://www.novusbio.com)  
Technical Support: nb-technical@bio-techne.com  
Orders: nb-customerservice@bio-techne.com  
General: novus@novusbio.com

### **Products Related to NBP2-88936**

---

HAF007	Goat anti-Mouse IgG Secondary Antibody [HRP]
NB720-B	Rabbit anti-Mouse IgG (H+L) Secondary Antibody [Biotin]
NBP1-97005-0.5mg	Mouse IgG1 Isotype Control (MG1)
NB110-53818PEP	ATG5 Antibody Blocking Peptide

---

### **Limitations**

This product is for research use only and is not approved for use in humans or in clinical diagnosis. Primary Antibodies are guaranteed for 1 year from date of receipt.

For more information on our 100% guarantee, please visit [www.novusbio.com/guarantee](http://www.novusbio.com/guarantee)

Earn gift cards/discounts by submitting a review: [www.novusbio.com/reviews/submit/NBP2-88936](http://www.novusbio.com/reviews/submit/NBP2-88936)

Earn gift cards/discounts by submitting a publication using this product:  
[www.novusbio.com/publications](http://www.novusbio.com/publications)

