

Product Datasheet

SF-1/NR5A1/Steroidogenic Factor 1 Antibody (CL9101) - BSA Free NBP2-88921

Unit Size: 100 ul

Store at 4C short term. Aliquot and store at -20C long term. Avoid freeze-thaw cycles.

www.novusbio.com



technical@novusbio.com

Protocols, Publications, Related Products, Reviews, Research Tools and Images at:
www.novusbio.com/NBP2-88921

Updated 12/2/2025 v.20.1

Earn rewards for product
reviews and publications.

Submit a publication at www.novusbio.com/publications

Submit a review at www.novusbio.com/reviews/destination/NBP2-88921



NBP2-88921

SF-1/NR5A1/Steroidogenic Factor 1 Antibody (CL9101) - BSA Free

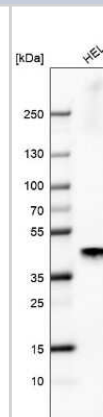
Product Information	
Unit Size	100 ul
Concentration	Concentrations vary lot to lot. See vial label for concentration. If unlisted please contact technical services.
Storage	Store at 4C short term. Aliquot and store at -20C long term. Avoid freeze-thaw cycles.
Clonality	Monoclonal
Clone	CL9101
Preservative	0.02% Sodium Azide
Isotype	IgG1
Purity	Protein A purified
Buffer	PBS (pH 7.2) and 40% Glycerol

Product Description	
Description	Novus Biologicals Mouse SF-1/NR5A1/Steroidogenic Factor 1 Antibody (CL9101) - BSA Free (NBP2-88921) is a monoclonal antibody validated for use in IHC, WB and ICC/IF. All Novus Biologicals antibodies are covered by our 100% guarantee.
Host	Mouse
Gene ID	2516
Gene Symbol	NR5A1
Species	Human
Immunogen	This antibody was developed using a synthetic peptide derived from Q13285, with the exact immunogen sequence remaining proprietary.

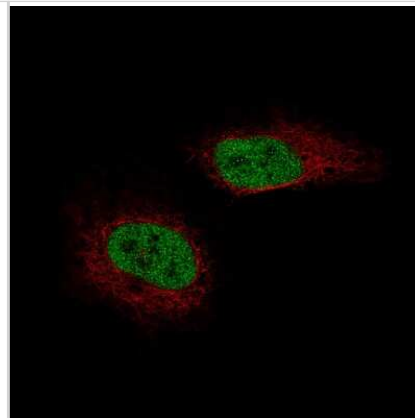
Product Application Details	
Applications	Western Blot, Immunohistochemistry-Paraffin, Immunocytochemistry/Immunofluorescence, Immunohistochemistry
Recommended Dilutions	Western Blot 1 ug/ml, Immunohistochemistry 1:50 - 1:200, Immunocytochemistry/ Immunofluorescence 2-10 ug/ml, Immunohistochemistry-Paraffin 1:50 - 1:200
Application Notes	For ICC/IF, PFA/Triton X-100 is recommended for fixation/permeabilization. For IHC-Paraffin, HIER pH 6 retrieval is recommended.

Images

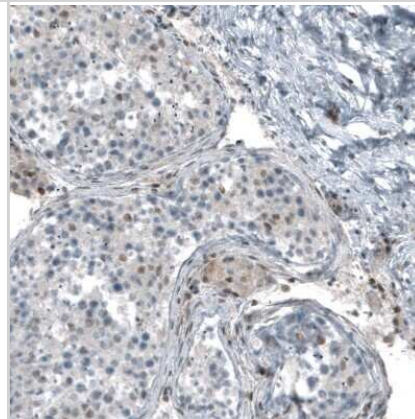
Western Blot: SF-1/NR5A1/Steroidogenic Factor 1 Antibody (CL9101) [NBP2-88921] - Analysis in human cell line HEL.



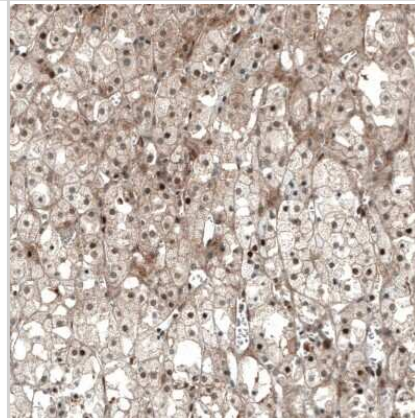
Immunocytochemistry/Immunofluorescence: SF-1/NR5A1/Steroidogenic Factor 1 Antibody (CL9101) [NBP2-88921] - Staining of U-2 OS cells using the Anti-NR5A1 monoclonal antibody, showing specific staining in the nucleoplasm in green. Microtubule- and nuclear probes are visualized in red and blue, respectively (where available).



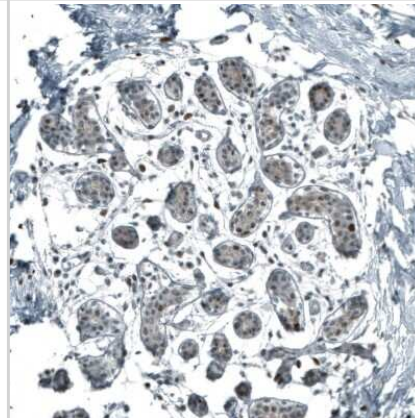
Immunohistochemistry-Paraffin: SF-1/NR5A1/Steroidogenic Factor 1 Antibody (CL9101) [NBP2-88921] - Staining of human testis shows weak to moderate nuclear positivity in Leydig cells and cells in seminiferous ducts.



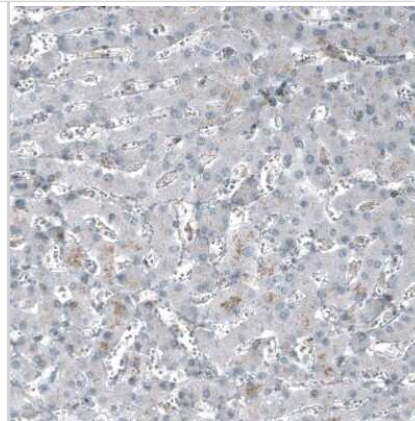
Immunohistochemistry-Paraffin: SF-1/NR5A1/Steroidogenic Factor 1 Antibody (CL9101) [NBP2-88921] - Staining of human adrenal gland shows moderate nuclear positivity in glandular cells.



Immunohistochemistry-Paraffin: SF-1/NR5A1/Steroidogenic Factor 1 Antibody (CL9101) [NBP2-88921] - Staining of human breast shows weak to moderate nuclear positivity in glandular cells.



Immunohistochemistry-Paraffin: SF-1/NR5A1/Steroidogenic Factor 1 Antibody (CL9101) [NBP2-88921] - Staining of human liver shows no positivity in hepatocytes as expected.



Immunohistochemistry-Paraffin: SF-1/NR5A1/Steroidogenic Factor 1 Antibody (CL9101) [NBP2-88921] - Staining of human ovary shows moderate positivity in stromal cells.





Novus Biologicals USA

10730 E. Briarwood Avenue
Centennial, CO 80112
USA
Phone: 303.730.1950
Toll Free: 1.888.506.6887
Fax: 303.730.1966
nb-customerservice@bio-techne.com

Bio-Techne Canada

21 Canmotor Ave
Toronto, ON M8Z 4E6
Canada
Phone: 905.827.6400
Toll Free: 855.668.8722
Fax: 905.827.6402
canada.inquires@bio-techne.com

Bio-Techne Ltd

19 Barton Lane
Abingdon Science Park
Abingdon, OX14 3NB, United Kingdom
Phone: (44) (0) 1235 529449
Free Phone: 0800 37 34 15
Fax: (44) (0) 1235 533420
info.EMEA@bio-techne.com

General Contact Information

www.novusbio.com
Technical Support: nb-technical@bio-techne.com
Orders: nb-customerservice@bio-techne.com
General: novus@novusbio.com

Products Related to NBP2-88921

NBP2-33376H	Blue Marker Antibody (6F4-F6) [HRP]
HAF007	Goat anti-Mouse IgG Secondary Antibody [HRP]
NB7539	Goat anti-Mouse IgG (H+L) Secondary Antibody [HRP]
NBP1-97005-0.5mg	Mouse IgG1 Isotype Control (MG1)

Limitations

This product is for research use only and is not approved for use in humans or in clinical diagnosis. Primary Antibodies are guaranteed for 1 year from date of receipt.

For more information on our 100% guarantee, please visit www.novusbio.com/guarantee

Earn gift cards/discounts by submitting a review: www.novusbio.com/reviews/submit/NBP2-88921

Earn gift cards/discounts by submitting a publication using this product:
www.novusbio.com/publications

