

# Product Datasheet

## SMAD6 Antibody - BSA Free

### NBP2-88312

Unit Size: 100 ul

Store at 4C short term. Aliquot and store at -20C long term. Avoid freeze-thaw cycles.

[www.novusbio.com](http://www.novusbio.com)



[technical@novusbio.com](mailto:technical@novusbio.com)

Protocols, Publications, Related Products, Reviews, Research Tools and Images at:  
[www.novusbio.com/NBP2-88312](http://www.novusbio.com/NBP2-88312)

Updated 2/26/2025 v.20.1

Earn rewards for product  
reviews and publications.

Submit a publication at [www.novusbio.com/publications](http://www.novusbio.com/publications)

Submit a review at [www.novusbio.com/reviews/destination/NBP2-88312](http://www.novusbio.com/reviews/destination/NBP2-88312)



**NBP2-88312**

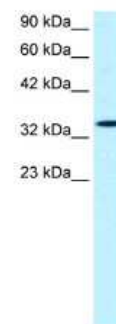
SMAD6 Antibody - BSA Free

Product Information	
Unit Size	100 ul
Concentration	1 mg/ml
Storage	Store at 4C short term. Aliquot and store at -20C long term. Avoid freeze-thaw cycles.
Clonality	Polyclonal
Preservative	0.09% Sodium Azide
Purity	Protein A purified
Buffer	PBS, 2% Sucrose
Product Description	
Host	Rabbit
Gene ID	4091
Gene Symbol	SMAD6
Species	Human
Immunogen	The immunogen is a synthetic peptide directed towards the N-terminal region of human SMAD6. Peptide sequence: APRDASDPLAGAALEPAGGGRSREARSRLLLLEQELKTVTYSLKKR The peptide sequence for this immunogen was taken from within the described region.
Product Application Details	
Applications	Western Blot, Immunohistochemistry, Immunohistochemistry-Paraffin
Recommended Dilutions	Western Blot 1.0 ug/ml, Immunohistochemistry, Immunohistochemistry-Paraffin

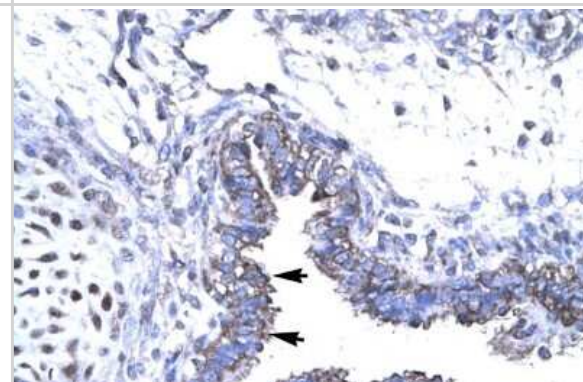


## Images

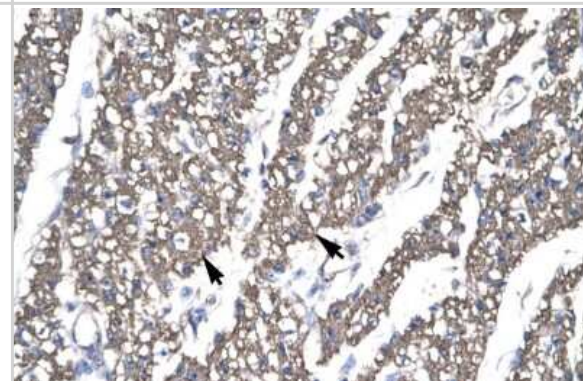
Western Blot: SMAD6 Antibody [NBP2-88312] - WB Suggested Anti-SMAD6 Antibody Titration: 0.5-1.0ug/ml. Positive Control: Jurkat cell lysate  
There is BioGPS gene expression data showing that SMAD6 is expressed in Jurkat



Immunohistochemistry: SMAD6 Antibody [NBP2-88312] - Human Lung



Immunohistochemistry: SMAD6 Antibody [NBP2-88312] - Human Heart





### **Novus Biologicals USA**

10730 E. Briarwood Avenue  
Centennial, CO 80112  
USA  
Phone: 303.730.1950  
Toll Free: 1.888.506.6887  
Fax: 303.730.1966  
nb-customerservice@bio-techne.com

### **Bio-Techne Canada**

21 Canmotor Ave  
Toronto, ON M8Z 4E6  
Canada  
Phone: 905.827.6400  
Toll Free: 855.668.8722  
Fax: 905.827.6402  
canada.inquires@bio-techne.com

### **Bio-Techne Ltd**

19 Barton Lane  
Abingdon Science Park  
Abingdon, OX14 3NB, United Kingdom  
Phone: (44) (0) 1235 529449  
Free Phone: 0800 37 34 15  
Fax: (44) (0) 1235 533420  
info.EMEA@bio-techne.com

### **General Contact Information**

www.novusbio.com  
Technical Support: nb-technical@bio-techne.com  
Orders: nb-customerservice@bio-techne.com  
General: novus@novusbio.com

### **Products Related to NBP2-88312**

---

HAF008	Goat anti-Rabbit IgG Secondary Antibody [HRP]
NB7160	Goat anti-Rabbit IgG (H+L) Secondary Antibody [HRP]
H00004091-Q01-10ug	Recombinant Human SMAD6 GST (N-Term) Protein
7754-BH-005/CF	TGF-beta 1 [Unconjugated]

---

### **Limitations**

This product is for research use only and is not approved for use in humans or in clinical diagnosis. Primary Antibodies are guaranteed for 1 year from date of receipt.

For more information on our 100% guarantee, please visit [www.novusbio.com/guarantee](http://www.novusbio.com/guarantee)

Earn gift cards/discounts by submitting a review: [www.novusbio.com/reviews/submit/NBP2-88312](http://www.novusbio.com/reviews/submit/NBP2-88312)

Earn gift cards/discounts by submitting a publication using this product:  
[www.novusbio.com/publications](http://www.novusbio.com/publications)

