

Product Datasheet

RPS9 Antibody - BSA Free NBP2-88192

Unit Size: 100 ul

Store at 4C short term. Aliquot and store at -20C long term. Avoid freeze-thaw cycles.

www.novusbio.com



technical@novusbio.com

Protocols, Publications, Related Products, Reviews, Research Tools and Images at:
www.novusbio.com/NBP2-88192

Updated 2/26/2025 v.20.1

Earn rewards for product
reviews and publications.

Submit a publication at www.novusbio.com/publications

Submit a review at www.novusbio.com/reviews/destination/NBP2-88192



NBP2-88192

RPS9 Antibody - BSA Free

Product Information

Unit Size	100 ul
Concentration	0.5 mg/ml
Storage	Store at 4C short term. Aliquot and store at -20C long term. Avoid freeze-thaw cycles.
Clonality	Polyclonal
Preservative	0.09% Sodium Azide
Purity	Affinity purified
Buffer	PBS, 2% Sucrose

Product Description

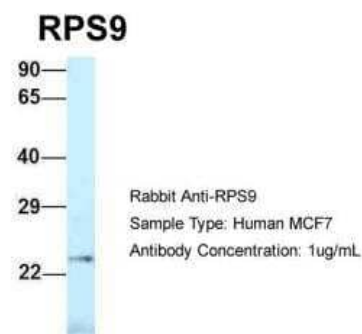
Host	Rabbit
Gene ID	6203
Gene Symbol	RPS9
Species	Human
Immunogen	The immunogen is a synthetic peptide directed towards the N-terminal region of RPS9. Peptide sequence: REVWRVKFTLAKIRKAARELLTLDEKDPRRLFEGNALLRRLVLRIGVLDEG The peptide sequence for this immunogen was taken from within the described region.

Product Application Details

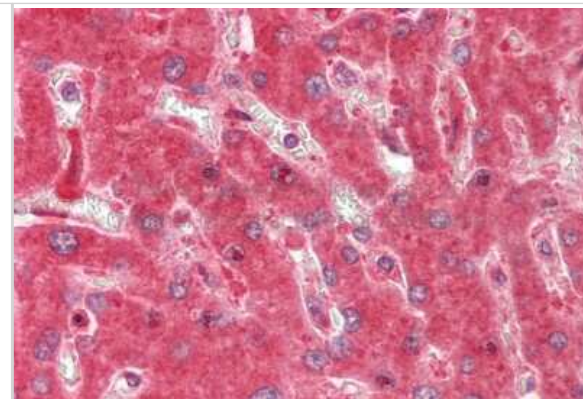
Applications	Western Blot, Immunohistochemistry, Immunohistochemistry-Paraffin
Recommended Dilutions	Western Blot 1.0 ug/ml, Immunohistochemistry, Immunohistochemistry-Paraffin

Images

Western Blot: RPS9 Antibody [NBP2-88192] - Host: Rabbit. Target Name: RPS9. Sample Type: Human MCF7. Antibody Dilution: 1.0ug/ml RPS9 is supported by BioGPS gene expression data to be expressed in MCF7



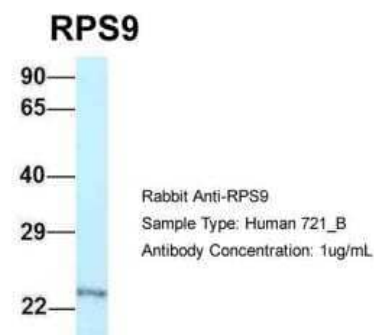
Immunohistochemistry-Paraffin: RPS9 Antibody [NBP2-88192] - Rabbit Anti-RPS9 antibody. Formalin Fixed Paraffin Embedded Tissue: Human Adult Liver. Observed Staining: Cytoplasm in hepatocytes. Primary Antibody Concentration: 1:600. Secondary Antibody: Donkey anti-Rabbit-Cy3.



Western Blot: RPS9 Antibody [NBP2-88192] - WB Suggested Anti-RPS9 Antibody. Titration: 1.0 ug/ml. Positive Control: Hela Whole Cell RPS9 is supported by BioGPS gene expression data to be expressed in HeLa



Western Blot: RPS9 Antibody [NBP2-88192] - Host: Rabbit. Target Name: RPS9. Sample Type: Human 721_B. Antibody Dilution: 1.0ug/ml RPS9 is strongly supported by BioGPS gene expression data to be expressed in Human 721_B cells



Immunohistochemistry-Paraffin: RPS9 Antibody [NBP2-88192] - Formalin Fixed Paraffin Embedded Tissue: Human Adult Liver. Observed Staining: Cytoplasm in hepatocytes, strong signal, very wide tissue distribution. Primary Antibody Concentration: 1:100.





Novus Biologicals USA

10730 E. Briarwood Avenue
Centennial, CO 80112
USA
Phone: 303.730.1950
Toll Free: 1.888.506.6887
Fax: 303.730.1966
nb-customerservice@bio-techne.com

Bio-Techne Canada

21 Canmotor Ave
Toronto, ON M8Z 4E6
Canada
Phone: 905.827.6400
Toll Free: 855.668.8722
Fax: 905.827.6402
canada.inquires@bio-techne.com

Bio-Techne Ltd

19 Barton Lane
Abingdon Science Park
Abingdon, OX14 3NB, United Kingdom
Phone: (44) (0) 1235 529449
Free Phone: 0800 37 34 15
Fax: (44) (0) 1235 533420
info.EMEA@bio-techne.com

General Contact Information

www.novusbio.com
Technical Support: nb-technical@bio-techne.com
Orders: nb-customerservice@bio-techne.com
General: novus@novusbio.com

Products Related to NBP2-88192

HAF008	Goat anti-Rabbit IgG Secondary Antibody [HRP]
NB7160	Goat anti-Rabbit IgG (H+L) Secondary Antibody [HRP]
NBP2-13265PEP	RPS9 Recombinant Protein Antigen
NB100-2682	L1CAM Antibody (UJ127.11) - BSA Free

Limitations

This product is for research use only and is not approved for use in humans or in clinical diagnosis. Primary Antibodies are guaranteed for 1 year from date of receipt.

For more information on our 100% guarantee, please visit www.novusbio.com/guarantee

Earn gift cards/discounts by submitting a review: www.novusbio.com/reviews/submit/NBP2-88192

Earn gift cards/discounts by submitting a publication using this product:
www.novusbio.com/publications

