

Product Datasheet

RASSF7 Antibody - BSA Free

NBP2-88128

Unit Size: 100 ul

Store at 4C short term. Aliquot and store at -20C long term. Avoid freeze-thaw cycles.

www.novusbio.com



technical@novusbio.com

Protocols, Publications, Related Products, Reviews, Research Tools and Images at:
www.novusbio.com/NBP2-88128

Updated 2/26/2025 v.20.1

Earn rewards for product
reviews and publications.

Submit a publication at www.novusbio.com/publications

Submit a review at www.novusbio.com/reviews/destination/NBP2-88128



NBP2-88128

RASSF7 Antibody - BSA Free

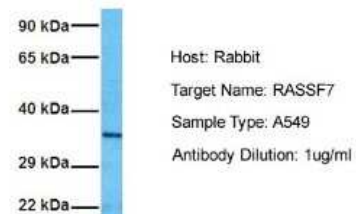
Product Information	
Unit Size	100 ul
Concentration	1 mg/ml
Storage	Store at 4C short term. Aliquot and store at -20C long term. Avoid freeze-thaw cycles.
Clonality	Polyclonal
Preservative	0.09% Sodium Azide
Purity	Protein A purified
Buffer	PBS, 2% Sucrose
Product Description	
Host	Rabbit
Gene ID	8045
Gene Symbol	RASSF7
Species	Human
Immunogen	The immunogen is a synthetic peptide directed towards the middle region of human RASSF7. Peptide sequence: RVQRNAEELGHEAFWEQELRREQAREREGQARLQALSAATAEHAARLQAL The peptide sequence for this immunogen was taken from within the described region.
Product Application Details	
Applications	Western Blot, Immunohistochemistry, Immunohistochemistry-Paraffin
Recommended Dilutions	Western Blot 1.0 ug/ml, Immunohistochemistry, Immunohistochemistry-Paraffin



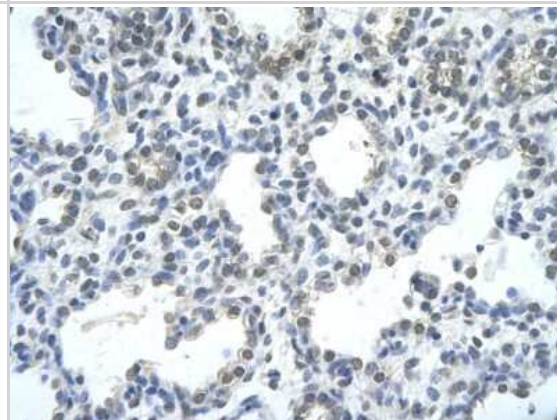
Images

Western Blot: RASSF7 Antibody [NBP2-88128] - Host: Rabbit. Target Name: RASSF7. Sample Tissue: Human A549. Antibody Dilution: 1.0ug/ml

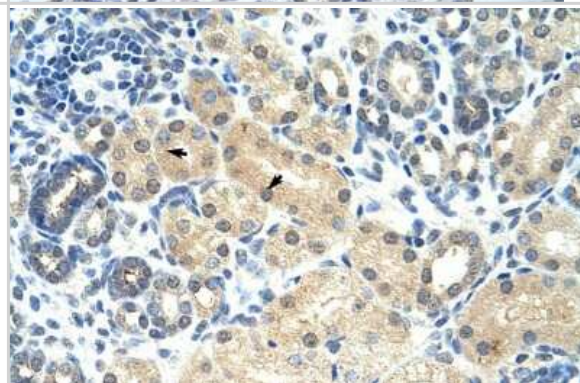
RASSF7



Immunohistochemistry-Paraffin: RASSF7 Antibody [NBP2-88128] - Paraffin Embedded Tissue: Human alveolar cell. Cellular Data: Epithelial cells of renal tubule. Antibody Concentration: 4.0-8.0 ug/ml. Magnification: 400X



Immunohistochemistry: RASSF7 Antibody [NBP2-88128] - Human kidney





Novus Biologicals USA

10730 E. Briarwood Avenue
Centennial, CO 80112
USA
Phone: 303.730.1950
Toll Free: 1.888.506.6887
Fax: 303.730.1966
nb-customerservice@bio-techne.com

Bio-Techne Canada

21 Canmotor Ave
Toronto, ON M8Z 4E6
Canada
Phone: 905.827.6400
Toll Free: 855.668.8722
Fax: 905.827.6402
canada.inquires@bio-techne.com

Bio-Techne Ltd

19 Barton Lane
Abingdon Science Park
Abingdon, OX14 3NB, United Kingdom
Phone: (44) (0) 1235 529449
Free Phone: 0800 37 34 15
Fax: (44) (0) 1235 533420
info.EMEA@bio-techne.com

General Contact Information

www.novusbio.com
Technical Support: nb-technical@bio-techne.com
Orders: nb-customerservice@bio-techne.com
General: novus@novusbio.com

Products Related to NBP2-88128

HAF008	Goat anti-Rabbit IgG Secondary Antibody [HRP]
NB7160	Goat anti-Rabbit IgG (H+L) Secondary Antibody [HRP]
NBP2-58860PEP	RASSF7 Recombinant Protein Antigen
292-G2-050	IGF-II/IGF2 [Unconjugated]

Limitations

This product is for research use only and is not approved for use in humans or in clinical diagnosis. Primary Antibodies are guaranteed for 1 year from date of receipt.

For more information on our 100% guarantee, please visit www.novusbio.com/guarantee

Earn gift cards/discounts by submitting a review: www.novusbio.com/reviews/submit/NBP2-88128

Earn gift cards/discounts by submitting a publication using this product:
www.novusbio.com/publications

