

Product Datasheet

KCNN2 Antibody - BSA Free

NBP2-84111-0.1ml

Unit Size: 0.1 ml

Store at 4C short term. Aliquot and store at -20C long term. Avoid freeze-thaw cycles.

www.novusbio.com



technical@novusbio.com

Protocols, Publications, Related Products, Reviews, Research Tools and Images at:
www.novusbio.com/NBP2-84111

Updated 2/26/2025 v.20.1

Earn rewards for product
reviews and publications.

Submit a publication at www.novusbio.com/publications

Submit a review at www.novusbio.com/reviews/destination/NBP2-84111



NBP2-84111-0.1ml

KCNN2 Antibody - BSA Free

Product Information	
Unit Size	0.1 ml
Concentration	1 mg/ml
Storage	Store at 4C short term. Aliquot and store at -20C long term. Avoid freeze-thaw cycles.
Clonality	Polyclonal
Preservative	0.09% Sodium Azide
Purity	Protein A purified
Buffer	PBS, 2% Sucrose
Product Description	
Host	Rabbit
Gene ID	3781
Gene Symbol	KCNN2
Species	Human, Rat, Monkey
Immunogen	The immunogen is a synthetic peptide directed towards the C terminal region of human KCNN2. Peptide sequence: IDHAKVRKHQRKFLQAIHQLRSVKMEQRKLNDQANTLVDLAKTQNIMYDM The peptide sequence for this immunogen was taken from within the described region.
Product Application Details	
Applications	Western Blot, Immunohistochemistry, Immunohistochemistry-Paraffin
Recommended Dilutions	Western Blot 1.0 ug/ml, Immunohistochemistry, Immunohistochemistry-Paraffin



Images

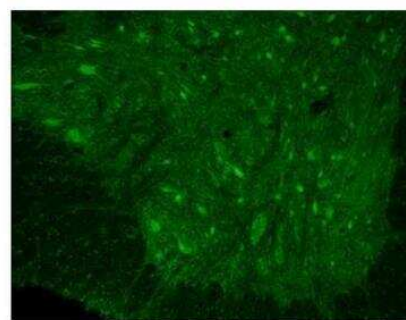
Western Blot: KCNN2 Antibody [NBP2-84111] - Host: Rabbit. Target Name: KCNN2. Sample Tissue: Human Fetal Liver. Antibody Dilution: 1.0ug/ml

KCNN2



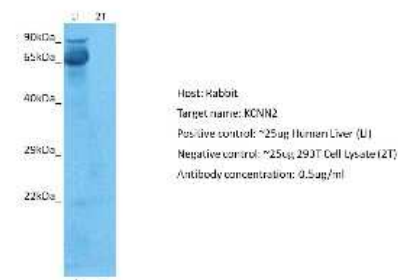
Immunohistochemistry: KCNN2 Antibody [NBP2-84111] - Sample Type: Rhesus macaque spinal cord. Primary Antibody Dilution: 1:300. Secondary Antibody: Donkey anti Rabbit 488. Secondary Antibody Dilution: 1:500. Color/Signal Descriptions: Green: KCNN2. Gene Name: KCNN2. Submitted by: Timur Mavlyutov, Ph. D., Department of Pharmacology, University of Wisconsin Medical School

KCNN2



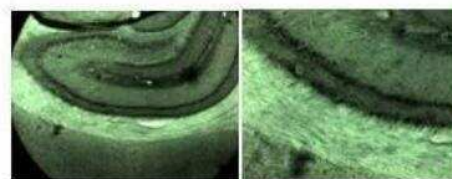
Green: KCNN2

Western Blot: KCNN2 Antibody [NBP2-84111] - Host: Rabbit. Target: KCNN2. Positive control (+): Human liver (LI). Negative control (-): 293T (2T). Antibody concentration: 0.5ug/ml



Immunohistochemistry: KCNN2 Antibody [NBP2-84111] - Lanes: Rat brain section. Primary Antibody Dilution: 1:500. Secondary Antibody: Anti-rabbit-biotin, streptavidin-diaminobenzidine. Secondary Antibody Dilution: 1:500. Gene Name: KCNN2. Submitted by: Dr. Amiel Rosenkranz, Rosalind Franklin University.

KCNN2



4x

10x



Novus Biologicals USA

10730 E. Briarwood Avenue
Centennial, CO 80112
USA
Phone: 303.730.1950
Toll Free: 1.888.506.6887
Fax: 303.730.1966
nb-customerservice@bio-techne.com

Bio-Techne Canada

21 Canmotor Ave
Toronto, ON M8Z 4E6
Canada
Phone: 905.827.6400
Toll Free: 855.668.8722
Fax: 905.827.6402
canada.inquires@bio-techne.com

Bio-Techne Ltd

19 Barton Lane
Abingdon Science Park
Abingdon, OX14 3NB, United Kingdom
Phone: (44) (0) 1235 529449
Free Phone: 0800 37 34 15
Fax: (44) (0) 1235 533420
info.EMEA@bio-techne.com

General Contact Information

www.novusbio.com
Technical Support: nb-technical@bio-techne.com
Orders: nb-customerservice@bio-techne.com
General: novus@novusbio.com

Products Related to NBP2-84111-0.1ml

HAF008	Goat anti-Rabbit IgG Secondary Antibody [HRP]
NB7160	Goat anti-Rabbit IgG (H+L) Secondary Antibody [HRP]
210-TA-005	TNF-alpha [Unconjugated]
NBP2-05206	KCNN2 Overexpression Lysate

Limitations

This product is for research use only and is not approved for use in humans or in clinical diagnosis. Primary Antibodies are guaranteed for 1 year from date of receipt.

For more information on our 100% guarantee, please visit www.novusbio.com/guarantee

Earn gift cards/discounts by submitting a review: www.novusbio.com/reviews/submit/NBP2-84111

Earn gift cards/discounts by submitting a publication using this product:
www.novusbio.com/publications

