

Product Datasheet

RFX1 Antibody - BSA Free NBP2-82031

Unit Size: 0.1 mg

Store at 4C short term. Aliquot and store at -20C long term. Avoid freeze-thaw cycles.

www.novusbio.com



technical@novusbio.com

Protocols, Publications, Related Products, Reviews, Research Tools and Images at:
www.novusbio.com/NBP2-82031

Updated 9/9/2025 v.20.1

Earn rewards for product
reviews and publications.

Submit a publication at www.novusbio.com/publications

Submit a review at www.novusbio.com/reviews/destination/NBP2-82031



NBP2-82031

RFX1 Antibody - BSA Free

Product Information

Unit Size	0.1 mg
Concentration	1 mg/ml
Storage	Store at 4C short term. Aliquot and store at -20C long term. Avoid freeze-thaw cycles.
Clonality	Polyclonal
Preservative	0.02% Sodium Azide
Isotype	IgG
Purity	Peptide affinity purified
Buffer	PBS
Target Molecular Weight	125 kDa

Product Description

Description	Novus Biologicals Rabbit RFX1 Antibody - BSA Free (NBP2-82031) is a polyclonal antibody validated for use in WB, ELISA and ICC/IF. All Novus Biologicals antibodies are covered by our 100% guarantee.
Host	Rabbit
Gene ID	5989
Gene Symbol	RFX1
Species	Human
Reactivity Notes	Immunogen displays the following percentage of sequence identity for non-tested species: Mouse: (89%)
Specificity/Sensitivity	RFX1 antibody is human specific. At least two isoforms of RFX1 are known to exist; this antibody will detect both isoforms.
Immunogen	RFX1 antibody was raised against an 18 amino acid peptide near the carboxy terminus of human RFX1. The immunogen is located within the last 50 amino acids of RFX1. Amino Acid Sequence: AGGESPALGPETLEPPAK

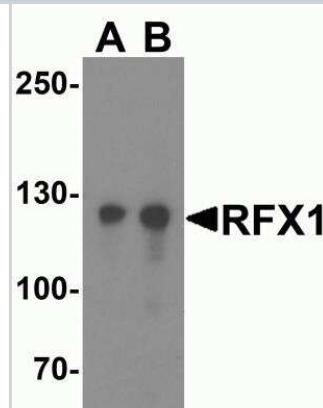
Product Application Details

Applications	Western Blot, ELISA, Immunocytochemistry/ Immunofluorescence
Recommended Dilutions	Western Blot 1-2 ug/ml, ELISA, Immunocytochemistry/ Immunofluorescence 5 ug/ml

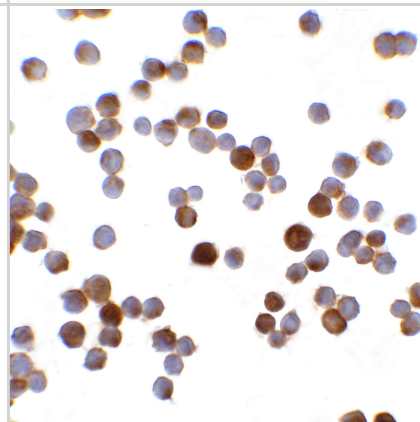


Images

Western Blot: RFX1 Antibody [NBP2-82031] - Western blot analysis of RFX1 in HeLa cell lysate with RFX1 antibody at (A) 1 and (B) 2 ug/ml.

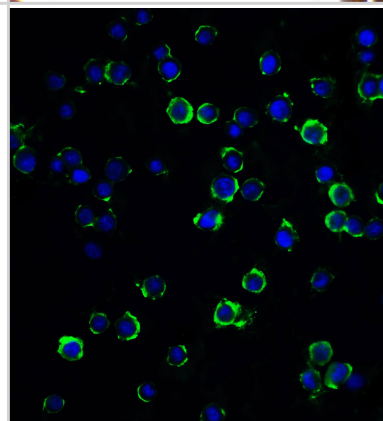


Immunocytochemistry/ Immunofluorescence: RFX1 Antibody - BSA Free [NBP2-82031] - Immunocytochemistry of RFX1 in Hela cells with RFX1 antibody at 5 ug/mL.

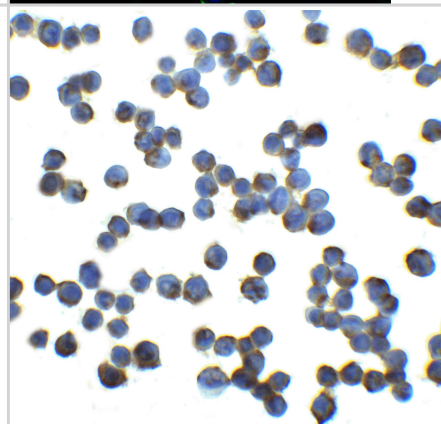


Immunocytochemistry/ Immunofluorescence: RFX1 Antibody - BSA Free [NBP2-82031] - Immunofluorescence of RFX1 in Hela cells with RFX1 antibody at 20 ug/mL.

Green: RFX1 Antibody
Blue: DAPI staining



Immunocytochemistry/ Immunofluorescence: RFX1 Antibody - BSA Free [NBP2-82031] - Immunocytochemistry of RFX1 in HeLa cells with RFX1 at 5 ug/mL.





Novus Biologicals USA

10730 E. Briarwood Avenue
Centennial, CO 80112
USA
Phone: 303.730.1950
Toll Free: 1.888.506.6887
Fax: 303.730.1966
nb-customerservice@bio-techne.com

Bio-Techne Canada

21 Canmotor Ave
Toronto, ON M8Z 4E6
Canada
Phone: 905.827.6400
Toll Free: 855.668.8722
Fax: 905.827.6402
canada.inquires@bio-techne.com

Bio-Techne Ltd

19 Barton Lane
Abingdon Science Park
Abingdon, OX14 3NB, United Kingdom
Phone: (44) (0) 1235 529449
Free Phone: 0800 37 34 15
Fax: (44) (0) 1235 533420
info.EMEA@bio-techne.com

General Contact Information

www.novusbio.com
Technical Support: nb-technical@bio-techne.com
Orders: nb-customerservice@bio-techne.com
General: novus@novusbio.com

Products Related to NBP2-82031

HAF008	Goat anti-Rabbit IgG Secondary Antibody [HRP]
NB7160	Goat anti-Rabbit IgG (H+L) Secondary Antibody [HRP]
NBP2-24891	Rabbit IgG Isotype Control
NBP3-17759PEP	RFX1 Recombinant Protein Antigen

Limitations

This product is for research use only and is not approved for use in humans or in clinical diagnosis. Primary Antibodies are guaranteed for 1 year from date of receipt.

For more information on our 100% guarantee, please visit www.novusbio.com/guarantee

Earn gift cards/discounts by submitting a review: www.novusbio.com/reviews/submit/NBP2-82031

Earn gift cards/discounts by submitting a publication using this product:
www.novusbio.com/publications

