

Product Datasheet

ATG4C Antibody - BSA Free

NBP2-81954

Unit Size: 0.1 mg

Store at 4C short term. Aliquot and store at -20C long term. Avoid freeze-thaw cycles.

www.novusbio.com



technical@novusbio.com

Protocols, Publications, Related Products, Reviews, Research Tools and Images at:
www.novusbio.com/NBP2-81954

Updated 10/19/2023 v.20.1

Earn rewards for product reviews and publications.

Submit a publication at www.novusbio.com/publications

Submit a review at www.novusbio.com/reviews/destination/NBP2-81954



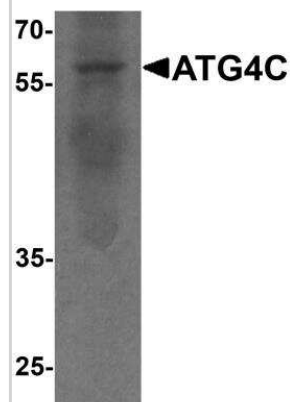
NBP2-81954

ATG4C Antibody - BSA Free

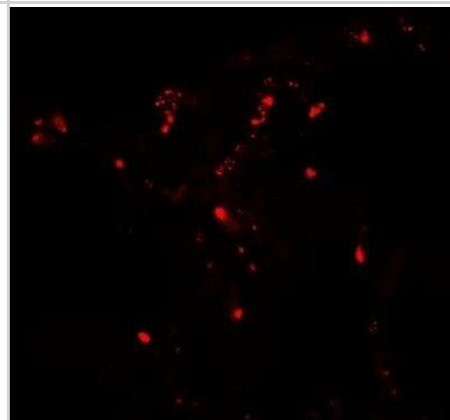
Product Information	
Unit Size	0.1 mg
Concentration	1 mg/ml
Storage	Store at 4C short term. Aliquot and store at -20C long term. Avoid freeze-thaw cycles.
Clonality	Polyclonal
Preservative	0.02% Sodium Azide
Isotype	IgG
Purity	Peptide affinity purified
Buffer	PBS
Target Molecular Weight	57 kDa
Product Description	
Host	Rabbit
Gene ID	84938
Gene Symbol	ATG4C
Species	Human, Mouse, Rat
Specificity/Sensitivity	ATG4C antibody is human, mouse and rat reactive. ATG4C is predicted to not cross-react with other ATG4 proteins.
Immunogen	ATG4C antibody was raised against an 18 amino acid peptide near the carboxy terminus of human ATG4C. The immunogen is located within the last 50 amino acids of ATG4C. Amino Acid Sequence: NGHSRDYDFTSTTTNEED
Product Application Details	
Applications	Western Blot, ELISA, Immunocytochemistry/ Immunofluorescence, Immunohistochemistry, Immunohistochemistry-Paraffin
Recommended Dilutions	Western Blot 1-2 ug/ml, ELISA, Immunohistochemistry 5 ug/ml, Immunocytochemistry/ Immunofluorescence 20 ug/ml, Immunohistochemistry-Paraffin

Images

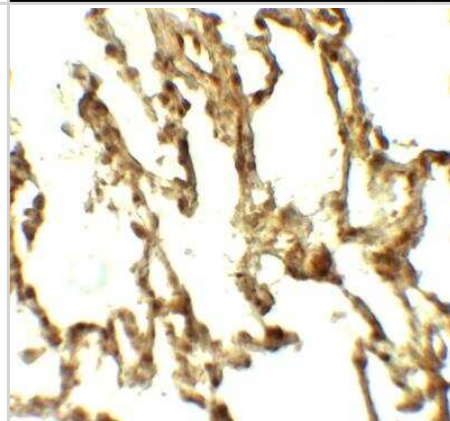
Western Blot: ATG4C Antibody [NBP2-81954] - Analysis of ATG4C in A549 cell lysate with ATG4C antibody at 1 ug/ml.



Immunocytochemistry/Immunofluorescence: ATG4C Antibody [NBP2-81954] - Analysis of ATG4C in human lung tissue with ATG4C antibody at 20 ug/ml.



Immunohistochemistry: ATG4C Antibody [NBP2-81954] - Analysis of ATG4C in human lung tissue with ATG4C antibody at 5 ug/ml.





Novus Biologicals USA

10730 E. Briarwood Avenue
Centennial, CO 80112
USA
Phone: 303.730.1950
Toll Free: 1.888.506.6887
Fax: 303.730.1966
nb-customerservice@bio-techne.com

Bio-Techne Canada

21 Canmotor Ave
Toronto, ON M8Z 4E6
Canada
Phone: 905.827.6400
Toll Free: 855.668.8722
Fax: 905.827.6402
canada.inquires@bio-techne.com

Bio-Techne Ltd

19 Barton Lane
Abingdon Science Park
Abingdon, OX14 3NB, United Kingdom
Phone: (44) (0) 1235 529449
Free Phone: 0800 37 34 15
Fax: (44) (0) 1235 533420
info.EMEA@bio-techne.com

General Contact Information

www.novusbio.com
Technical Support: nb-technical@bio-techne.com
Orders: nb-customerservice@bio-techne.com
General: novus@novusbio.com

Products Related to NBP2-81954

HAF008	Goat anti-Rabbit IgG Secondary Antibody [HRP]
NB7160	Goat anti-Rabbit IgG (H+L) Secondary Antibody [HRP]
NBP2-24891	Rabbit IgG Isotype Control
H00084938-P01-10ug	Recombinant Human ATG4C GST (N-Term) Protein

Limitations

This product is for research use only and is not approved for use in humans or in clinical diagnosis. Primary Antibodies are guaranteed for 1 year from date of receipt.

For more information on our 100% guarantee, please visit www.novusbio.com/guarantee

Earn gift cards/discounts by submitting a review: www.novusbio.com/reviews/submit/NBP2-81954

Earn gift cards/discounts by submitting a publication using this product:
www.novusbio.com/publications

