

Product Datasheet

SLITRK5 Antibody - BSA Free

NBP2-81914

Unit Size: 0.1 mg

Store at 4C short term. Aliquot and store at -20C long term. Avoid freeze-thaw cycles.

www.novusbio.com



technical@novusbio.com

Protocols, Publications, Related Products, Reviews, Research Tools and Images at:
www.novusbio.com/NBP2-81914

Updated 10/19/2023 v.20.1

Earn rewards for product
reviews and publications.

Submit a publication at www.novusbio.com/publications

Submit a review at www.novusbio.com/reviews/destination/NBP2-81914



NBP2-81914

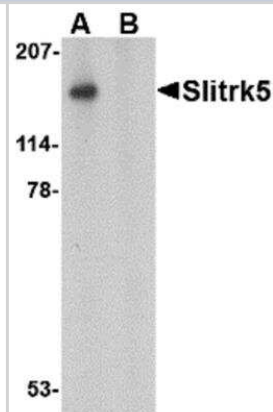
SLITRK5 Antibody - BSA Free

Product Information	
Unit Size	0.1 mg
Concentration	1 mg/ml
Storage	Store at 4C short term. Aliquot and store at -20C long term. Avoid freeze-thaw cycles.
Clonality	Polyclonal
Preservative	0.02% Sodium Azide
Isotype	IgG
Purity	Peptide affinity purified
Buffer	PBS
Product Description	
Host	Rabbit
Gene ID	26050
Gene Symbol	SLITRK5
Species	Human, Mouse, Rat
Specificity/Sensitivity	This antibody is predicted to have no cross-reactivity to other Slitrk proteins.
Immunogen	SLITRK5 antibody was raised against a 14 amino acid synthetic peptide from near the center of human SLITRK5. The immunogen is located within amino acids 310 - 360 of SLITRK5. Amino Acid Sequence: LKPPKGTRQPNKPR
Product Application Details	
Applications	Western Blot, ELISA, Immunocytochemistry/ Immunofluorescence, Immunohistochemistry, Immunohistochemistry-Paraffin
Recommended Dilutions	Western Blot 0.5-1 ug/ml, ELISA, Immunohistochemistry 2.5 ug/ml, Immunocytochemistry/ Immunofluorescence 5 ug/ml, Immunohistochemistry-Paraffin

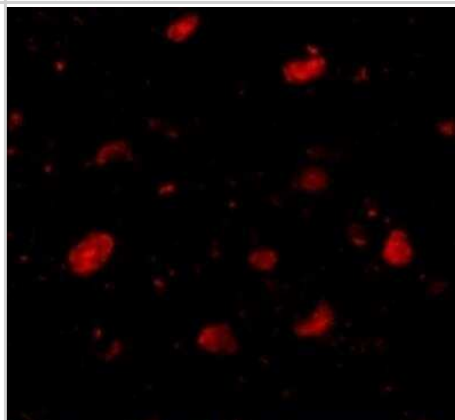


Images

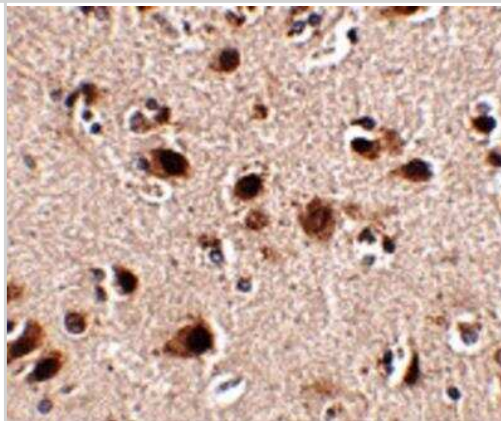
Western Blot: SLITRK5 Antibody [NBP2-81914] - Analysis of SLITRK5 in 3T3 cell lysate with SLITRK5 antibody at 1 ug/ml in the (A) absence or (B) presence of blocking peptide.



Immunocytochemistry/Immunofluorescence: SLITRK5 Antibody [NBP2-81914] - Analysis of SLITRK5 in human brain cells with SLITRK5 antibody at 5 ug/ml.



Immunohistochemistry: SLITRK5 Antibody [NBP2-81914] - Analysis of SLITRK5 in human brain tissue with SLITRK5 antibody at 2.5 ug/ml.





Novus Biologicals USA

10730 E. Briarwood Avenue
Centennial, CO 80112
USA
Phone: 303.730.1950
Toll Free: 1.888.506.6887
Fax: 303.730.1966
nb-customerservice@bio-techne.com

Bio-Techne Canada

21 Canmotor Ave
Toronto, ON M8Z 4E6
Canada
Phone: 905.827.6400
Toll Free: 855.668.8722
Fax: 905.827.6402
canada.inquires@bio-techne.com

Bio-Techne Ltd

19 Barton Lane
Abingdon Science Park
Abingdon, OX14 3NB, United Kingdom
Phone: (44) (0) 1235 529449
Free Phone: 0800 37 34 15
Fax: (44) (0) 1235 533420
info.EMEA@bio-techne.com

General Contact Information

www.novusbio.com
Technical Support: nb-technical@bio-
techne.com
Orders: nb-customerservice@bio-techne.com
General: novus@novusbio.com

Products Related to NBP2-81914

HAF008	Goat anti-Rabbit IgG Secondary Antibody [HRP]
NB7160	Goat anti-Rabbit IgG (H+L) Secondary Antibody [HRP]
NBP2-24891	Rabbit IgG Isotype Control
NBP1-90798PEP	SLITRK5 Recombinant Protein Antigen

Limitations

This product is for research use only and is not approved for use in humans or in clinical diagnosis. Primary Antibodies are guaranteed for 1 year from date of receipt.

For more information on our 100% guarantee, please visit www.novusbio.com/guarantee

Earn gift cards/discounts by submitting a review: www.novusbio.com/reviews/submit/NBP2-81914

Earn gift cards/discounts by submitting a publication using this product:
www.novusbio.com/publications

