

Product Datasheet

SIPA1L3 Antibody - BSA Free

NBP2-81902

Unit Size: 0.1 mg

Store at 4C short term. Aliquot and store at -20C long term. Avoid freeze-thaw cycles.

www.novusbio.com



technical@novusbio.com

Protocols, Publications, Related Products, Reviews, Research Tools and Images at:
www.novusbio.com/NBP2-81902

Updated 9/9/2025 v.20.1

Earn rewards for product
reviews and publications.

Submit a publication at www.novusbio.com/publications

Submit a review at www.novusbio.com/reviews/destination/NBP2-81902



NBP2-81902

SIPA1L3 Antibody - BSA Free

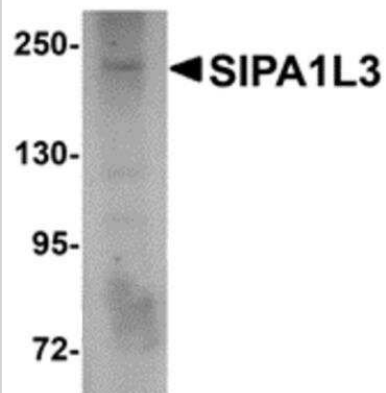
Product Information	
Unit Size	0.1 mg
Concentration	1 mg/ml
Storage	Store at 4C short term. Aliquot and store at -20C long term. Avoid freeze-thaw cycles.
Clonality	Polyclonal
Preservative	0.02% Sodium Azide
Isotype	IgG
Purity	Peptide affinity purified
Buffer	PBS

Product Description	
Description	Novus Biologicals Rabbit SIPA1L3 Antibody - BSA Free (NBP2-81902) is a polyclonal antibody validated for use in IHC, WB, ELISA and ICC/IF. All Novus Biologicals antibodies are covered by our 100% guarantee.
Host	Rabbit
Gene ID	23094
Gene Symbol	SIPA1L3
Species	Human, Mouse, Rat
Immunogen	SIPA1L3 antibody was raised against a 15 amino acid synthetic peptide from near the amino terminus of human SIPA1L3. The immunogen is located within amino acids 80 - 130 of SIPA1L3. Amino Acid Sequence: PPSQDQTDGKATKM

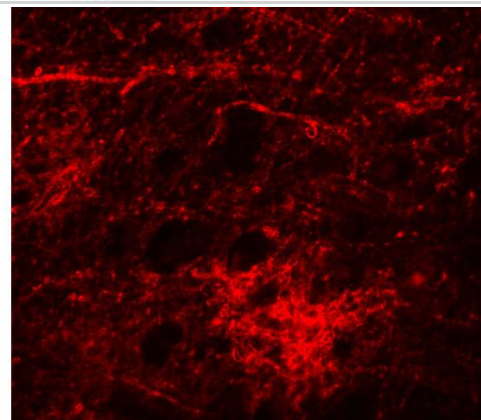
Product Application Details	
Applications	Western Blot, Immunohistochemistry-Paraffin, ELISA, Immunocytochemistry/Immunofluorescence, Immunohistochemistry
Recommended Dilutions	Western Blot 1 ug/ml, ELISA, Immunohistochemistry 5 ug/ml, Immunocytochemistry/ Immunofluorescence 20 ug/ml, Immunohistochemistry-Paraffin

Images

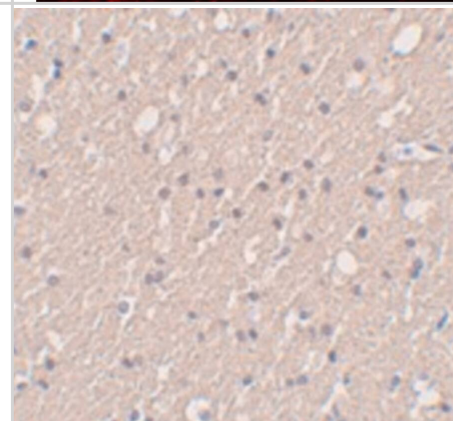
Western Blot: SIPA1L3 Antibody [NBP2-81902] - Analysis of SIPA1L3 in SK-N-SH lysate with SIPA1L3 antibody at 1 ug/ml.



Immunocytochemistry/ Immunofluorescence: SIPA1L3 Antibody - BSA Free [NBP2-81902] - Immunofluorescence of SIPA1L3 in Human Brain cells with SIPA1L3 antibody at 20 u/mL.



Immunohistochemistry: SIPA1L3 Antibody - BSA Free [NBP2-81902] - Immunohistochemistry of SIPA1L3 in human brain tissue with SIPA1L3 antibody at 5 ug/mL.





Novus Biologicals USA

10730 E. Briarwood Avenue
Centennial, CO 80112
USA
Phone: 303.730.1950
Toll Free: 1.888.506.6887
Fax: 303.730.1966
nb-customerservice@bio-techne.com

Bio-Techne Canada

21 Canmotor Ave
Toronto, ON M8Z 4E6
Canada
Phone: 905.827.6400
Toll Free: 855.668.8722
Fax: 905.827.6402
canada.inquires@bio-techne.com

Bio-Techne Ltd

19 Barton Lane
Abingdon Science Park
Abingdon, OX14 3NB, United Kingdom
Phone: (44) (0) 1235 529449
Free Phone: 0800 37 34 15
Fax: (44) (0) 1235 533420
info.EMEA@bio-techne.com

General Contact Information

www.novusbio.com
Technical Support: nb-technical@bio-techne.com
Orders: nb-customerservice@bio-techne.com
General: novus@novusbio.com

Products Related to NBP2-81902

NBP2-33376H	Blue Marker Antibody (6F4-F6) [HRP]
HAF008	Goat anti-Rabbit IgG Secondary Antibody [HRP]
NB7160	Goat anti-Rabbit IgG (H+L) Secondary Antibody [HRP]
NBP2-24891	Rabbit IgG Isotype Control

Limitations

This product is for research use only and is not approved for use in humans or in clinical diagnosis. Primary Antibodies are guaranteed for 1 year from date of receipt.

For more information on our 100% guarantee, please visit www.novusbio.com/guarantee

Earn gift cards/discounts by submitting a review: www.novusbio.com/reviews/submit/NBP2-81902

Earn gift cards/discounts by submitting a publication using this product:
www.novusbio.com/publications

