

Product Datasheet

Thyroid receptor-interacting protein 12 Antibody - BSA Free NBP2-81864

Unit Size: 0.1 mg

Store at 4C.

www.novusbio.com



technical@novusbio.com

Protocols, Publications, Related Products, Reviews, Research Tools and Images at:
www.novusbio.com/NBP2-81864

Updated 9/9/2025 v.20.1

Earn rewards for product
reviews and publications.

Submit a publication at www.novusbio.com/publications

Submit a review at www.novusbio.com/reviews/destination/NBP2-81864



NBP2-81864**Thyroid receptor-interacting protein 12 Antibody - BSA Free**

Product Information	
Unit Size	0.1 mg
Concentration	1 mg/ml
Storage	Store at 4C.
Clonality	Polyclonal
Preservative	0.02% Sodium Azide
Isotype	IgG
Purity	Peptide affinity purified
Buffer	PBS
Target Molecular Weight	220 kDa

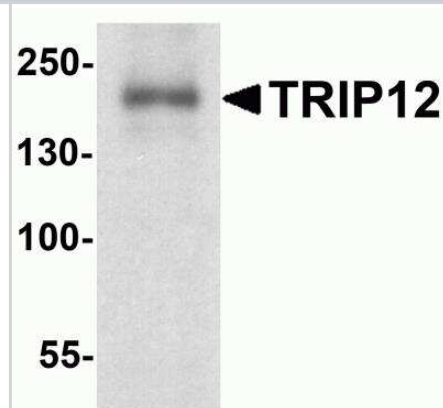
Product Description	
Description	Novus Biologicals Rabbit Thyroid receptor-interacting protein 12 Antibody - BSA Free (NBP2-81864) is a polyclonal antibody validated for use in IHC, WB, ELISA and ICC/IF. All Novus Biologicals antibodies are covered by our 100% guarantee.
Host	Rabbit
Gene ID	9320
Gene Symbol	TRIP12
Species	Human, Mouse, Rat
Specificity/Sensitivity	Thyroid receptor-interacting protein 12 antibody is human, mouse and rat reactive. At least four isoforms are known to exist.
Immunogen	Thyroid receptor-interacting protein 12 antibody was raised against a 18 amino acid peptide near the carboxy terminus of human Thyroid receptor-interacting protein 12. The immunogen is located within amino acids 1930 - 1980 of Thyroid receptor-interacting protein 12. Amino Acid Sequence: IVRKTFESTENPDDLPS

Product Application Details	
Applications	Western Blot, Immunohistochemistry-Paraffin, ELISA, Immunocytochemistry/Immunofluorescence, Immunohistochemistry
Recommended Dilutions	Western Blot 1-2 ug/ml, ELISA, Immunohistochemistry 5 ug/mL, Immunocytochemistry/ Immunofluorescence 2-20 ug/ml, Immunohistochemistry-Paraffin

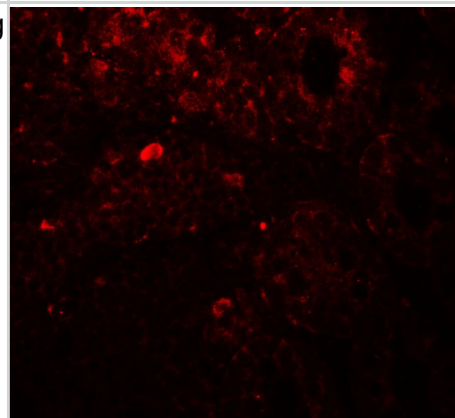


Images

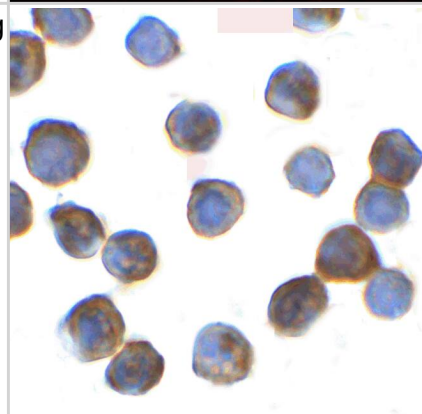
Western Blot: Thyroid receptor-interacting protein 12 Antibody [NBP2-81864] - Analysis of Thyroid receptor-interacting protein 12 in rat colon tissue lysate with Thyroid receptor-interacting protein 12 antibody at 1 ug/ml.



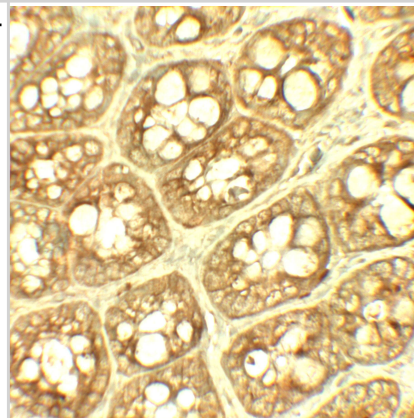
Immunocytochemistry/ Immunofluorescence: Thyroid receptor-interacting protein 12 Antibody - BSA Free [NBP2-81864] - Immunofluorescence of Thyroid receptor-interacting protein 12 in rat colon tissue with Thyroid receptor-interacting protein 12 antibody at 20 ug/ml.



Immunocytochemistry/ Immunofluorescence: Thyroid receptor-interacting protein 12 Antibody - BSA Free [NBP2-81864] - Immunocytochemistry of Thyroid receptor-interacting protein 12 in Hela cells with Thyroid receptor-interacting protein 12 Antibody at 2 ug/ml.



Immunohistochemistry: Thyroid receptor-interacting protein 12 Antibody - BSA Free [NBP2-81864] - Immunohistochemistry of Thyroid receptor-interacting protein 12 in rat colon tissue with Thyroid receptor-interacting protein 12 antibody at 5 ug/ml.





Novus Biologicals USA

10730 E. Briarwood Avenue
Centennial, CO 80112
USA
Phone: 303.730.1950
Toll Free: 1.888.506.6887
Fax: 303.730.1966
nb-customerservice@bio-techne.com

Bio-Techne Canada

21 Canmotor Ave
Toronto, ON M8Z 4E6
Canada
Phone: 905.827.6400
Toll Free: 855.668.8722
Fax: 905.827.6402
canada.inquires@bio-techne.com

Bio-Techne Ltd

19 Barton Lane
Abingdon Science Park
Abingdon, OX14 3NB, United Kingdom
Phone: (44) (0) 1235 529449
Free Phone: 0800 37 34 15
Fax: (44) (0) 1235 533420
info.EMEA@bio-techne.com

General Contact Information

www.novusbio.com
Technical Support: nb-technical@bio-techne.com
Orders: nb-customerservice@bio-techne.com
General: novus@novusbio.com

Products Related to NBP2-81864

HAF008	Goat anti-Rabbit IgG Secondary Antibody [HRP]
NB7160	Goat anti-Rabbit IgG (H+L) Secondary Antibody [HRP]
NBP2-24891	Rabbit IgG Isotype Control
H00009320-Q01-10ug	Recombinant Human Thyroid receptor-interacting protein 12 GST (N-Term) Protein

Limitations

This product is for research use only and is not approved for use in humans or in clinical diagnosis. Primary Antibodies are guaranteed for 1 year from date of receipt.

For more information on our 100% guarantee, please visit www.novusbio.com/guarantee

Earn gift cards/discounts by submitting a review: www.novusbio.com/reviews/submit/NBP2-81864

Earn gift cards/discounts by submitting a publication using this product:
www.novusbio.com/publications

