

Product Datasheet

SLAIN1 Antibody - BSA Free

NBP2-81828

Unit Size: 0.1 mg

Store at 4C short term. Aliquot and store at -20C long term. Avoid freeze-thaw cycles.

www.novusbio.com



technical@novusbio.com

Protocols, Publications, Related Products, Reviews, Research Tools and Images at:
www.novusbio.com/NBP2-81828

Updated 9/9/2025 v.20.1

Earn rewards for product
reviews and publications.

Submit a publication at www.novusbio.com/publications

Submit a review at www.novusbio.com/reviews/destination/NBP2-81828



NBP2-81828

SLAIN1 Antibody - BSA Free


Product Information	
Unit Size	0.1 mg
Concentration	1 mg/ml
Storage	Store at 4C short term. Aliquot and store at -20C long term. Avoid freeze-thaw cycles.
Clonality	Polyclonal
Preservative	0.02% Sodium Azide
Isotype	IgG
Purity	Peptide affinity purified
Buffer	PBS

Product Description	
Description	Novus Biologicals Rabbit SLAIN1 Antibody - BSA Free (NBP2-81828) is a polyclonal antibody validated for use in WB, ELISA and ICC/IF. All Novus Biologicals antibodies are covered by our 100% guarantee.
Host	Rabbit
Gene ID	122060
Gene Symbol	SLAIN1
Species	Human, Mouse, Rat
Specificity/Sensitivity	At least three isoforms of SLAIN1 are known to exist; this antibody will detect all three. SLAIN1 antibody is predicted not to cross-react with SLAIN2.
Immunogen	SLAIN1 antibody was raised against an 15 amino acid synthetic peptide near the carboxy terminus of human SLAIN1. The immunogen is located within the last 50 amino acids of SLAIN1. Amino Acid Sequence: NGSNLPRSKIAQPVRS

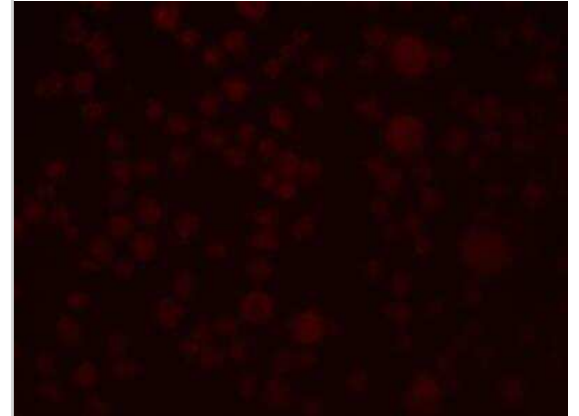
Product Application Details	
Applications	Western Blot, ELISA, Immunocytochemistry/ Immunofluorescence
Recommended Dilutions	Western Blot 1 ug/ml, ELISA, Immunocytochemistry/ Immunofluorescence 20 ug/mL




Images

Western Blot: SLAIN1 Antibody [NBP2-81828] - Analysis of SLAIN1 in A549 cell lysate with SLAIN1 antibody at 1 ug/ml in (A) the absence and (B) the presence of blocking peptide. 

Immunocytochemistry/Immunofluorescence: SLAIN1 Antibody [NBP2-81828] - Immunofluorescence of SLAIN1 in A549 cells with SLAIN1 antibody at 2.5 ug/mL.



Immunocytochemistry/ Immunofluorescence: SLAIN1 Antibody - BSA Free [NBP2-81828] - Immunofluorescence of SLAIN1 in A549 cells with SLAIN1 antibody at 2.5 u/mL.





Novus Biologicals USA

10730 E. Briarwood Avenue
Centennial, CO 80112
USA
Phone: 303.730.1950
Toll Free: 1.888.506.6887
Fax: 303.730.1966
nb-customerservice@bio-techne.com

Bio-Techne Canada

21 Canmotor Ave
Toronto, ON M8Z 4E6
Canada
Phone: 905.827.6400
Toll Free: 855.668.8722
Fax: 905.827.6402
canada.inquires@bio-techne.com

Bio-Techne Ltd

19 Barton Lane
Abingdon Science Park
Abingdon, OX14 3NB, United Kingdom
Phone: (44) (0) 1235 529449
Free Phone: 0800 37 34 15
Fax: (44) (0) 1235 533420
info.EMEA@bio-techne.com

General Contact Information

www.novusbio.com
Technical Support: nb-technical@bio-techne.com
Orders: nb-customerservice@bio-techne.com
General: novus@novusbio.com

Products Related to NBP2-81828

NBP2-33376H	Blue Marker Antibody (6F4-F6) [HRP]
HAF008	Goat anti-Rabbit IgG Secondary Antibody [HRP]
NB7160	Goat anti-Rabbit IgG (H+L) Secondary Antibody [HRP]
NBP2-24891	Rabbit IgG Isotype Control

Limitations

This product is for research use only and is not approved for use in humans or in clinical diagnosis. Primary Antibodies are guaranteed for 1 year from date of receipt.

For more information on our 100% guarantee, please visit www.novusbio.com/guarantee

Earn gift cards/discounts by submitting a review: www.novusbio.com/reviews/submit/NBP2-81828

Earn gift cards/discounts by submitting a publication using this product:
www.novusbio.com/publications

