

# Product Datasheet

## IFIT1 Antibody - BSA Free NBP2-81823

Unit Size: 0.1 mg

Store at 4C short term. Aliquot and store at -20C long term. Avoid freeze-thaw cycles.

[www.novusbio.com](http://www.novusbio.com)



[technical@novusbio.com](mailto:technical@novusbio.com)

Protocols, Publications, Related Products, Reviews, Research Tools and Images at:  
[www.novusbio.com/NBP2-81823](http://www.novusbio.com/NBP2-81823)

Updated 9/9/2025 v.20.1

Earn rewards for product  
reviews and publications.

Submit a publication at [www.novusbio.com/publications](http://www.novusbio.com/publications)

Submit a review at [www.novusbio.com/reviews/destination/NBP2-81823](http://www.novusbio.com/reviews/destination/NBP2-81823)



**NBP2-81823**

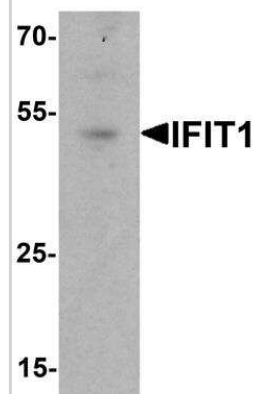
IFIT1 Antibody - BSA Free

| Product Information         |  |
|-----------------------------|--|
| Unit Size                   | 0.1 mg   |
| Concentration               | 1 mg/ml  |
| Storage                     | Store at 4C short term. Aliquot and store at -20C long term. Avoid freeze-thaw cycles.   |
| Clonality                   | Polyclonal   |
| Preservative                | 0.02% Sodium Azide   |
| Isotype                     | IgG  |
| Purity                      | Peptide affinity purified  |
| Buffer                      | PBS  |
| Target Molecular Weight     | 53 kDa   |
| Product Description         |  |
| Description                 | Novus Biologicals Rabbit IFIT1 Antibody - BSA Free (NBP2-81823) is a polyclonal antibody validated for use in IHC, WB, ELISA and ICC/IF. All Novus Biologicals antibodies are covered by our 100% guarantee. |
| Host                        | Rabbit   |
| Gene ID                     | 3434   |
| Gene Symbol                 | IFIT1  |
| Species                     | Human, Mouse, Rat  |
| Specificity/Sensitivity     | IFIT1 antibody is human, mouse and rat reactive. At least three isoforms of IFIT1 are known to exist. This antibody is predicted to not cross-react with other members of the IFIT protein family.           |
| Immunogen                   | IFIT1 antibody was raised against an 18 amino acid peptide near the carboxy terminus of human IFIT1. The immunogen is located within amino acids 290 - 340 of IFIT1. Amino Acid Sequence: KEATKGQPRGQNREKLDK |
| Product Application Details |  |
| Applications                | Western Blot, Immunohistochemistry-Paraffin, ELISA, Immunocytochemistry/Immunofluorescence, Immunohistochemistry   |
| Recommended Dilutions       | Western Blot 1-2 ug/ml, ELISA, Immunohistochemistry 5 ug/ml, Immunocytochemistry/ Immunofluorescence 20 ug/ml, Immunohistochemistry-Paraffin   |

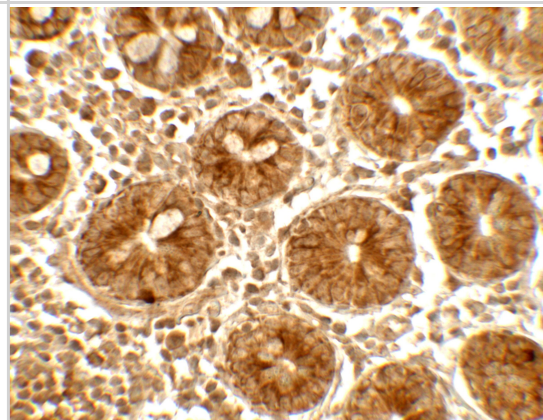


## Images

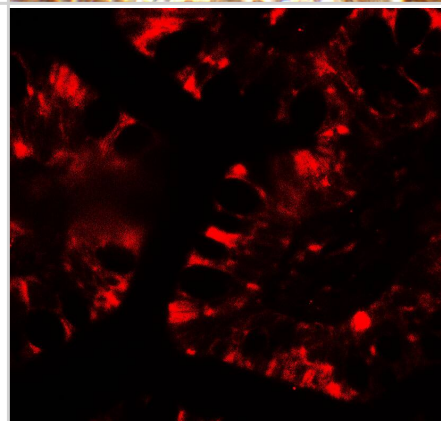
Western Blot: IFIT1 Antibody [NBP2-81823] - Western blot analysis of IFIT1 in rat small intestine tissue lysate with IFIT1 antibody at 1 ug/ml.



Immunohistochemistry: IFIT1 Antibody - BSA Free [NBP2-81823] - Immunohistochemistry of IFIT1 in human small intestine tissue with IFIT1 antibody at 5 u/mL.



Immunocytochemistry/ Immunofluorescence: IFIT1 Antibody - BSA Free [NBP2-81823] - Immunofluorescence of IFIT1 in human small intestine tissue with IFIT1 antibody at 20 ug/mL.





### **Novus Biologicals USA**

10730 E. Briarwood Avenue  
Centennial, CO 80112  
USA  
Phone: 303.730.1950  
Toll Free: 1.888.506.6887  
Fax: 303.730.1966  
nb-customerservice@bio-techne.com

### **Bio-Techne Canada**

21 Canmotor Ave  
Toronto, ON M8Z 4E6  
Canada  
Phone: 905.827.6400  
Toll Free: 855.668.8722  
Fax: 905.827.6402  
canada.inquires@bio-techne.com

### **Bio-Techne Ltd**

19 Barton Lane  
Abingdon Science Park  
Abingdon, OX14 3NB, United Kingdom  
Phone: (44) (0) 1235 529449  
Free Phone: 0800 37 34 15  
Fax: (44) (0) 1235 533420  
info.EMEA@bio-techne.com

### **General Contact Information**

www.novusbio.com  
Technical Support: nb-technical@bio-  
techne.com  
Orders: nb-customerservice@bio-techne.com  
General: novus@novusbio.com

### **Products Related to NBP2-81823**

---

|               |   |
|---------------|---|
| HAF008        | Goat anti-Rabbit IgG Secondary Antibody [HRP]       |
| NB7160        | Goat anti-Rabbit IgG (H+L) Secondary Antibody [HRP] |
| NBP2-24891    | Rabbit IgG Isotype Control                          |
| NBP3-17870PEP | IFIT1 Recombinant Protein Antigen                   |

---

### **Limitations**

This product is for research use only and is not approved for use in humans or in clinical diagnosis. Primary Antibodies are guaranteed for 1 year from date of receipt.

For more information on our 100% guarantee, please visit [www.novusbio.com/guarantee](http://www.novusbio.com/guarantee)

Earn gift cards/discounts by submitting a review: [www.novusbio.com/reviews/submit/NBP2-81823](http://www.novusbio.com/reviews/submit/NBP2-81823)

Earn gift cards/discounts by submitting a publication using this product:  
[www.novusbio.com/publications](http://www.novusbio.com/publications)

