

Product Datasheet

EED Antibody - BSA Free NBP2-81819

Unit Size: 0.1 mg

Store at 4C short term. Aliquot and store at -20C long term. Avoid freeze-thaw cycles.

www.novusbio.com



technical@novusbio.com

Protocols, Publications, Related Products, Reviews, Research Tools and Images at:
www.novusbio.com/NBP2-81819

Updated 10/19/2023 v.20.1

Earn rewards for product
reviews and publications.

Submit a publication at www.novusbio.com/publications

Submit a review at www.novusbio.com/reviews/destination/NBP2-81819



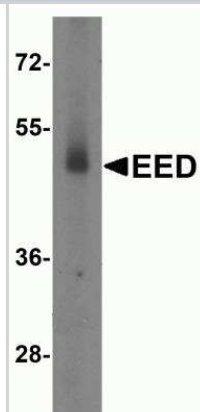
NBP2-81819

EED Antibody - BSA Free

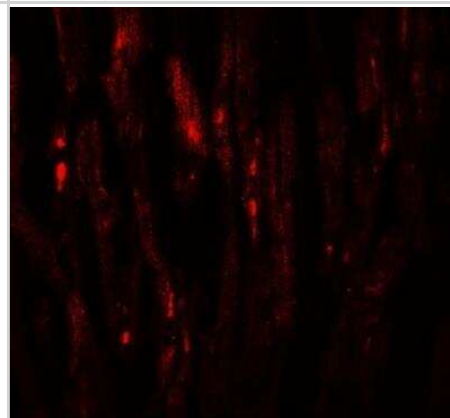
Product Information	
Unit Size	0.1 mg
Concentration	1 mg/ml
Storage	Store at 4C short term. Aliquot and store at -20C long term. Avoid freeze-thaw cycles.
Clonality	Polyclonal
Preservative	0.02% Sodium Azide
Isotype	IgG
Purity	Peptide affinity purified
Buffer	PBS
Target Molecular Weight	49 kDa
Product Description	
Host	Rabbit
Gene ID	8726
Gene Symbol	EED
Species	Human, Mouse, Rat
Specificity/Sensitivity	Four alternatively spliced transcript variants have been observed.
Immunogen	EED antibody was raised against an 18 amino acid synthetic peptide near the amino terminus of human EED. The immunogen is located within amino acids 30 - 80 of EED. Amino Acid Sequence: ESGTNTERPDTPTNPNA
Product Application Details	
Applications	Western Blot, ELISA, Immunocytochemistry/ Immunofluorescence
Recommended Dilutions	Western Blot 2 ug/ml, ELISA, Immunocytochemistry/ Immunofluorescence 20 ug/ml

Images

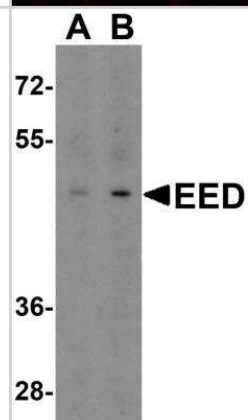
Western Blot: EED Antibody [NBP2-81819] - Western blot analysis of EED expression in human testis tissue lysate with EED antibody at 2 ug/ml



Immunocytochemistry/Immunofluorescence: EED Antibody [NBP2-81819] - Immunofluorescence of EED in human heart tissue with EED antibody at 20 ug/mL.



Western Blot: EED Antibody [NBP2-81819] - Analysis of EED in human heart tissue lysate with EED antibody at (A) 1 and (B) 2 ug/ml.





Novus Biologicals USA

10730 E. Briarwood Avenue
Centennial, CO 80112
USA
Phone: 303.730.1950
Toll Free: 1.888.506.6887
Fax: 303.730.1966
nb-customerservice@bio-techne.com

Bio-Techne Canada

21 Canmotor Ave
Toronto, ON M8Z 4E6
Canada
Phone: 905.827.6400
Toll Free: 855.668.8722
Fax: 905.827.6402
canada.inquires@bio-techne.com

Bio-Techne Ltd

19 Barton Lane
Abingdon Science Park
Abingdon, OX14 3NB, United Kingdom
Phone: (44) (0) 1235 529449
Free Phone: 0800 37 34 15
Fax: (44) (0) 1235 533420
info.EMEA@bio-techne.com

General Contact Information

www.novusbio.com
Technical Support: nb-technical@bio-techne.com
Orders: nb-customerservice@bio-techne.com
General: novus@novusbio.com

Products Related to NBP2-81819

HAF008	Goat anti-Rabbit IgG Secondary Antibody [HRP]
NB7160	Goat anti-Rabbit IgG (H+L) Secondary Antibody [HRP]
NBP2-24891	Rabbit IgG Isotype Control
NBP2-23020	Recombinant Human EED His Protein

Limitations

This product is for research use only and is not approved for use in humans or in clinical diagnosis. Primary Antibodies are guaranteed for 1 year from date of receipt.

For more information on our 100% guarantee, please visit www.novusbio.com/guarantee

Earn gift cards/discounts by submitting a review: www.novusbio.com/reviews/submit/NBP2-81819

Earn gift cards/discounts by submitting a publication using this product:
www.novusbio.com/publications

