

Product Datasheet

GOLGA5 Antibody - BSA Free

NBP2-81734

Unit Size: 0.1 mg

Store at 4C.

www.novusbio.com



technical@novusbio.com

Protocols, Publications, Related Products, Reviews, Research Tools and Images at:
www.novusbio.com/NBP2-81734

Updated 9/9/2025 v.20.1

Earn rewards for product
reviews and publications.

Submit a publication at www.novusbio.com/publications

Submit a review at www.novusbio.com/reviews/destination/NBP2-81734



NBP2-81734

GOLGA5 Antibody - BSA Free

| Product Information | |
|-------------------------|---------------------------|
| Unit Size | 0.1 mg |
| Concentration | 1 mg/ml |
| Storage | Store at 4C. |
| Clonality | Polyclonal |
| Preservative | 0.02% Sodium Azide |
| Isotype | IgG |
| Purity | Peptide affinity purified |
| Buffer | PBS |
| Target Molecular Weight | 65, 78 kDa |

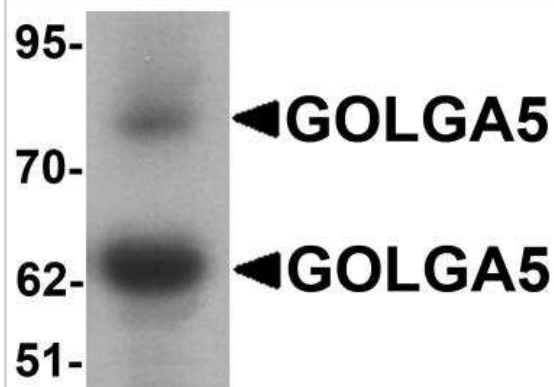
| Product Description | |
|-------------------------|--|
| Description | Novus Biologicals Rabbit GOLGA5 Antibody - BSA Free (NBP2-81734) is a polyclonal antibody validated for use in IHC, WB, ELISA and ICC/IF. All Novus Biologicals antibodies are covered by our 100% guarantee. |
| Host | Rabbit |
| Gene ID | 9950 |
| Gene Symbol | GOLGA5 |
| Species | Human, Mouse, Rat |
| Specificity/Sensitivity | GOLGA5 antibody is human, mouse and rat reactive. Two isoforms of GOLGA5 exist due to alternative splicing events. |
| Immunogen | GOLGA5 antibody was raised against an 18 amino acid peptide near the carboxy terminus of human GOLGA5. The immunogen is located within amino acids 540 - 590 of GOLGA5. Amino Acid Sequence: LQSRDKDRDEEIQLRNQ |

| Product Application Details | |
|-----------------------------|--|
| Applications | Western Blot, Immunohistochemistry-Paraffin, ELISA, Immunocytochemistry/Immunofluorescence, Immunohistochemistry |
| Recommended Dilutions | Western Blot 1-2 ug/ml, ELISA, Immunohistochemistry 5 ug/ml, Immunocytochemistry/ Immunofluorescence 20 ug/ml, Immunohistochemistry-Paraffin |

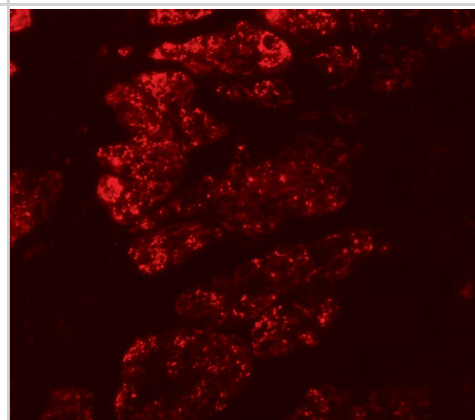


Images

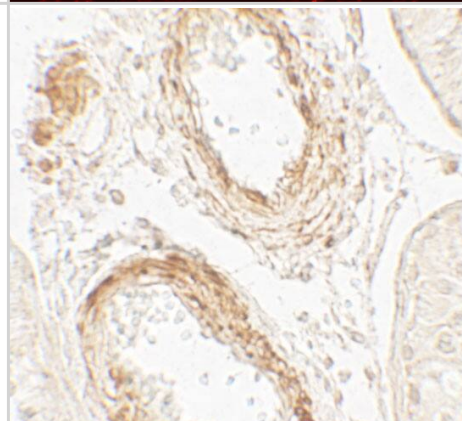
Western Blot: GOLGA5 Antibody [NBP2-81734] - Western blot analysis of GOLGA5 in human testis tissue lysate with GOLGA5 antibody at 1 ug/mL.



Immunocytochemistry/ Immunofluorescence: GOLGA5 Antibody - BSA Free [NBP2-81734] - Immunofluorescence of GOLGA5 in human testis tissue with GOLGA5 antibody at 20 u/mL.



Immunohistochemistry: GOLGA5 Antibody - BSA Free [NBP2-81734] - Immunohistochemistry of GOLGA5 in human testis tissue with GOLGA5 antibody at 5 ug/mL.





Novus Biologicals USA

10730 E. Briarwood Avenue
Centennial, CO 80112
USA
Phone: 303.730.1950
Toll Free: 1.888.506.6887
Fax: 303.730.1966
nb-customerservice@bio-techne.com

Bio-Techne Canada

21 Canmotor Ave
Toronto, ON M8Z 4E6
Canada
Phone: 905.827.6400
Toll Free: 855.668.8722
Fax: 905.827.6402
canada.inquires@bio-techne.com

Bio-Techne Ltd

19 Barton Lane
Abingdon Science Park
Abingdon, OX14 3NB, United Kingdom
Phone: (44) (0) 1235 529449
Free Phone: 0800 37 34 15
Fax: (44) (0) 1235 533420
info.EMEA@bio-techne.com

General Contact Information

www.novusbio.com
Technical Support: nb-technical@bio-techne.com
Orders: nb-customerservice@bio-techne.com
General: novus@novusbio.com

Products Related to NBP2-81734

| | |
|--------------------|---|
| HAF008 | Goat anti-Rabbit IgG Secondary Antibody [HRP] |
| NB7160 | Goat anti-Rabbit IgG (H+L) Secondary Antibody [HRP] |
| NBP2-24891 | Rabbit IgG Isotype Control |
| H00009950-P01-10ug | Recombinant Human GOLGA5 GST (N-Term) Protein |

Limitations

This product is for research use only and is not approved for use in humans or in clinical diagnosis. Primary Antibodies are guaranteed for 1 year from date of receipt.

For more information on our 100% guarantee, please visit www.novusbio.com/guarantee

Earn gift cards/discounts by submitting a review: www.novusbio.com/reviews/submit/NBP2-81734

Earn gift cards/discounts by submitting a publication using this product:
www.novusbio.com/publications

