

Product Datasheet

alpha Tubulin 3c Antibody - BSA Free NBP2-81702

Unit Size: 0.1 mg

Store at 4C short term. Aliquot and store at -20C long term. Avoid freeze-thaw cycles.

www.novusbio.com



technical@novusbio.com

Protocols, Publications, Related Products, Reviews, Research Tools and Images at:
www.novusbio.com/NBP2-81702

Updated 10/19/2023 v.20.1

Earn rewards for product
reviews and publications.

Submit a publication at www.novusbio.com/publications

Submit a review at www.novusbio.com/reviews/destination/NBP2-81702



NBP2-81702

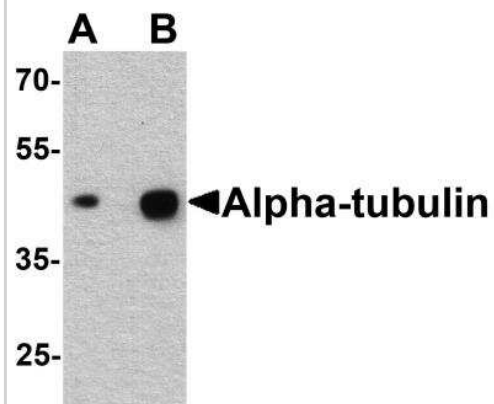
alpha Tubulin 3c Antibody - BSA Free

Product Information	
Unit Size	0.1 mg
Concentration	1 mg/ml
Storage	Store at 4C short term. Aliquot and store at -20C long term. Avoid freeze-thaw cycles.
Clonality	Polyclonal
Preservative	0.02% Sodium Azide
Isotype	IgG
Purity	Peptide affinity purified
Buffer	PBS
Target Molecular Weight	45 kDa
Product Description	
Host	Rabbit
Gene ID	7278
Gene Symbol	TUBA3C
Species	Human, Mouse, Rat
Immunogen	Alpha Tubulin 3c antibody was raised against an 18 amino acid peptide near the amino terminus of human alpha Tubulin 3c. The immunogen is located within the first 50 amino acids of alpha Tubulin 3c. Amino Acid Squence: HGIQPDGQMPSDKTIGGGD
Product Application Details	
Applications	Western Blot, ELISA, Immunocytochemistry/ Immunofluorescence, Immunohistochemistry, Immunohistochemistry-Paraffin
Recommended Dilutions	Western Blot 0.25-0.5 ug/ml, ELISA, Immunohistochemistry 5 ug/ml, Immunocytochemistry/ Immunofluorescence 20 ug/ml, Immunohistochemistry-Paraffin

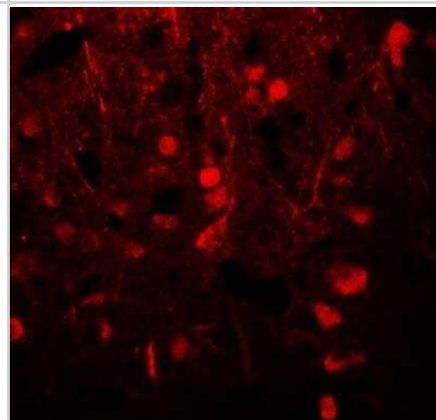


Images

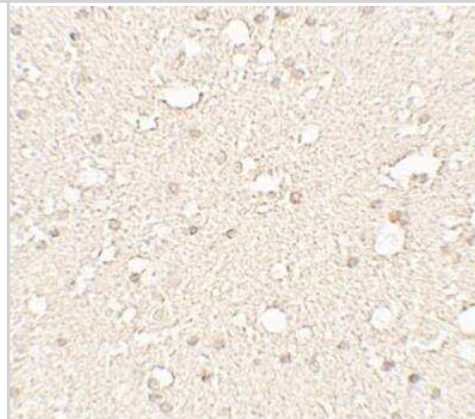
Western Blot: alpha Tubulin 3c Antibody [NBP2-81702] - Western blot analysis of alpha-tubulin 3c in human brain tissue lysate with alpha-tubulin 3c antibody at (A) 0.25 and (B) 0.5 ug/ml.



Immunocytochemistry/Immunofluorescence: alpha Tubulin 3c Antibody [NBP2-81702] - Immunofluorescence of Alpha-tubulin 3c in human brain tissue with Alpha-tubulin 3c antibody at 20 ug/mL.



Immunohistochemistry: alpha Tubulin 3c Antibody [NBP2-81702] - Immunohistochemistry of Alpha-tubulin 3c in human brain tissue with Alpha-tubulin 3c antibody at 5 ug/mL.





Novus Biologicals USA

10730 E. Briarwood Avenue
Centennial, CO 80112
USA
Phone: 303.730.1950
Toll Free: 1.888.506.6887
Fax: 303.730.1966
nb-customerservice@bio-techne.com

Bio-Techne Canada

21 Canmotor Ave
Toronto, ON M8Z 4E6
Canada
Phone: 905.827.6400
Toll Free: 855.668.8722
Fax: 905.827.6402
canada.inquires@bio-techne.com

Bio-Techne Ltd

19 Barton Lane
Abingdon Science Park
Abingdon, OX14 3NB, United Kingdom
Phone: (44) (0) 1235 529449
Free Phone: 0800 37 34 15
Fax: (44) (0) 1235 533420
info.EMEA@bio-techne.com

General Contact Information

www.novusbio.com
Technical Support: nb-technical@bio-techne.com
Orders: nb-customerservice@bio-techne.com
General: novus@novusbio.com

Products Related to NBP2-81702

HAF008	Goat anti-Rabbit IgG Secondary Antibody [HRP]
NB7160	Goat anti-Rabbit IgG (H+L) Secondary Antibody [HRP]
NBP2-24891	Rabbit IgG Isotype Control
H00007278-P01-10ug	Recombinant Human alpha Tubulin 3c GST (N-Term) Protein

Limitations

This product is for research use only and is not approved for use in humans or in clinical diagnosis. Primary Antibodies are guaranteed for 1 year from date of receipt.

For more information on our 100% guarantee, please visit www.novusbio.com/guarantee

Earn gift cards/discounts by submitting a review: www.novusbio.com/reviews/submit/NBP2-81702

Earn gift cards/discounts by submitting a publication using this product:
www.novusbio.com/publications

