

Product Datasheet

14-3-3 gamma Antibody (KC21) - Azide and BSA Free NBP2-81016

Unit Size: 0.1 ml

Store at 4C short term. Aliquot and store at -20C long term. Avoid freeze-thaw cycles.

www.novusbio.com



technical@novusbio.com

Protocols, Publications, Related Products, Reviews, Research Tools and Images at:
www.novusbio.com/NBP2-81016

Updated 8/21/2023 v.20.1

Earn rewards for product
reviews and publications.

Submit a publication at www.novusbio.com/publications

Submit a review at www.novusbio.com/reviews/destination/NBP2-81016



NBP2-81016

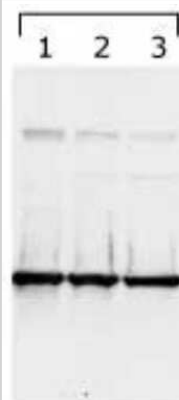
14-3-3 gamma Antibody (KC21) - Azide and BSA Free

Product Information	
Unit Size	0.1 ml
Concentration	1 mg/ml
Storage	Store at 4C short term. Aliquot and store at -20C long term. Avoid freeze-thaw cycles.
Clonality	Monoclonal
Clone	KC21
Preservative	No Preservative
Isotype	IgG2a
Purity	Protein G purified
Buffer	PBS
Target Molecular Weight	33 kDa
Product Description	
Host	Mouse
Gene ID	7532
Gene Symbol	YWHAG
Species	Human
Immunogen	N-terminal fragment of human 14-3-3 gamma where the N-terminal Val was acetylated [UniProt# P61981]
Product Application Details	
Applications	Western Blot, Simple Western, Immunocytochemistry/ Immunofluorescence
Recommended Dilutions	Western Blot 1:1000-1:3000, Simple Western 1:12.5, Immunocytochemistry/ Immunofluorescence 1:500

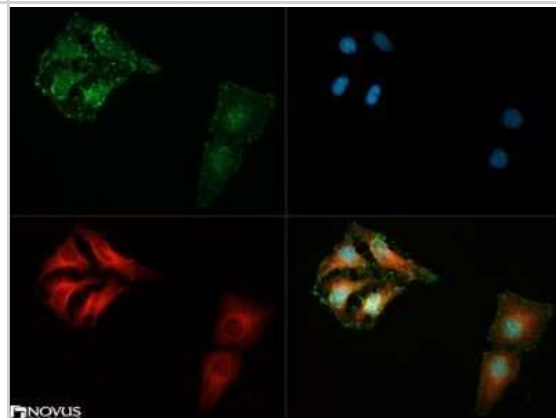


Images

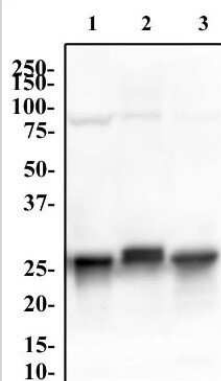
Western Blot: 14-3-3 gamma Antibody (KC21) - Azide and BSA Free [NBP2-81016] - 14-3-3 gamma detected in lysates using NB100-406. Lane 1: HeLa cell lysates, Lanes 2 and 3: bengamide treated lysates (8h and 24h, respectively). Image from the standard format of this antibody.



Immunocytochemistry/Immunofluorescence: 14-3-3 gamma Antibody (KC21) - Azide and BSA Free [NBP2-81016] - 14-3-3 gamma [ac Val2] antibody was tested in SH-SY5Y cells with DyLight 488 (green). Nuclei and alpha-tubulin were counterstained with DAPI (blue) and DyLight 550 (red). Image from the standard format of this antibody.



Western Blot: 14-3-3 gamma Antibody (KC21) - Azide and BSA Free [NBP2-81016] - (1) HeLa, (2) PC12 and (3) NIH-3T3 whole cell lysates were separated by SDS-PAGE on a 12% gel and transferred to PVDF membrane. The membrane was probed with Anti-14-3-3 gamma [Ac Val2] antibody at 2 ug/ml for 1 hour, followed by incubation a 1:10,000 dilution of anti-rabbit HRP. The protein was detected at approximately 28 kDa after incubation with SuperSignal West Pico Chemiluminescent substrate. Image from the standard format of this antibody.



Simple Western: 14-3-3 gamma Antibody (KC21) - Azide and BSA Free [NBP2-81016] - Lane view shows a specific band for 14-3-3 Gamma in 1.0 mg/ml of HeLa lysate. This experiment was performed under reducing conditions using the 12-230kDa separation system. Image from the standard format of this antibody.





Novus Biologicals USA

10730 E. Briarwood Avenue
Centennial, CO 80112
USA
Phone: 303.730.1950
Toll Free: 1.888.506.6887
Fax: 303.730.1966
nb-customerservice@bio-techne.com

Bio-Techne Canada

21 Canmotor Ave
Toronto, ON M8Z 4E6
Canada
Phone: 905.827.6400
Toll Free: 855.668.8722
Fax: 905.827.6402
canada.inquires@bio-techne.com

Bio-Techne Ltd

19 Barton Lane
Abingdon Science Park
Abingdon, OX14 3NB, United Kingdom
Phone: (44) (0) 1235 529449
Free Phone: 0800 37 34 15
Fax: (44) (0) 1235 533420
info.EMEA@bio-techne.com

General Contact Information

www.novusbio.com
Technical Support: nb-technical@bio-techne.com
Orders: nb-customerservice@bio-techne.com
General: novus@novusbio.com

Products Related to NBP2-81016

HAF007	Goat anti-Mouse IgG Secondary Antibody [HRP]
NB720-B	Rabbit anti-Mouse IgG (H+L) Secondary Antibody [Biotin]
NBP1-96778	Mouse IgG2a Isotype Control (M2A)
NBC1-18391	Recombinant Human 14-3-3 gamma Protein

Limitations

This product is for research use only and is not approved for use in humans or in clinical diagnosis. Primary Antibodies are guaranteed for 1 year from date of receipt.

For more information on our 100% guarantee, please visit www.novusbio.com/guarantee

Earn gift cards/discounts by submitting a review: www.novusbio.com/reviews/submit/NBP2-81016

Earn gift cards/discounts by submitting a publication using this product:
www.novusbio.com/publications

