

# Product Datasheet

## VCAM-1/CD106 Antibody (6G9) - Azide and BSA Free NBP2-81005

Unit Size: 0.1 ml

Store at 4C short term. Aliquot and store at -20C long term. Avoid freeze-thaw cycles.

[www.novusbio.com](http://www.novusbio.com)



[technical@novusbio.com](mailto:technical@novusbio.com)

Protocols, Publications, Related Products, Reviews, Research Tools and Images at:  
[www.novusbio.com/NBP2-81005](http://www.novusbio.com/NBP2-81005)

Updated 2/17/2025 v.20.1

Earn rewards for product  
reviews and publications.

Submit a publication at [www.novusbio.com/publications](http://www.novusbio.com/publications)

Submit a review at [www.novusbio.com/reviews/destination/NBP2-81005](http://www.novusbio.com/reviews/destination/NBP2-81005)



**NBP2-81005**

VCAM-1/CD106 Antibody (6G9) - Azide and BSA Free

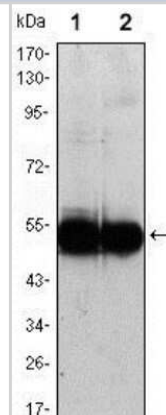
Product Information	
Unit Size	0.1 ml
Concentration	1 mg/ml
Storage	Store at 4C short term. Aliquot and store at -20C long term. Avoid freeze-thaw cycles.
Clonality	Monoclonal
Clone	6G9
Preservative	No Preservative
Isotype	IgG1
Purity	Ammonium sulfate precipitation
Buffer	PBS
Target Molecular Weight	81 kDa

Product Description	
Host	Mouse
Gene ID	7412
Gene Symbol	VCAM1
Species	Human, Mouse
Immunogen	Purified recombinant fragment of human VCAM-1 expressed in E. coli. [Uniprot: P19320]

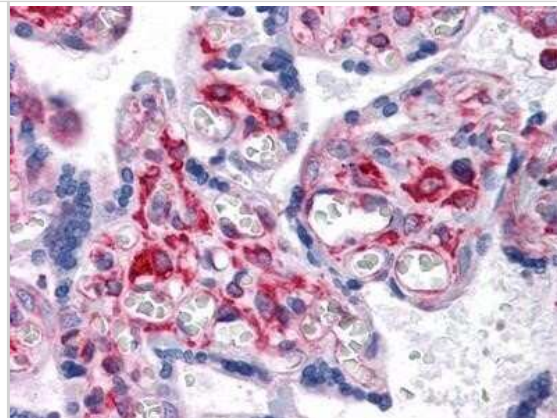
Product Application Details	
Applications	Western Blot, Simple Western, ELISA, Immunoblotting, Immunohistochemistry, Immunohistochemistry-Paraffin, Immunoprecipitation
Recommended Dilutions	Western Blot 1:500-1:2000, Simple Western 1:1000, ELISA 1:10000, Immunohistochemistry 1:200-1:1000, Immunoprecipitation reported in scientific literature (PMID 28569748), Immunohistochemistry-Paraffin 1:200-1:1000, Immunoblotting reported in scientific literature (PMID 28569748)
Application Notes	In Simple Western only 10 - 15 uL of the recommended dilution is used per data point. See <a href="#">Simple Western Antibody Database</a> for Simple Western validation: antibody dilution of 1:1000. Separated by Size-Wes, Sally Sue/Peggy Sue.

**Images**

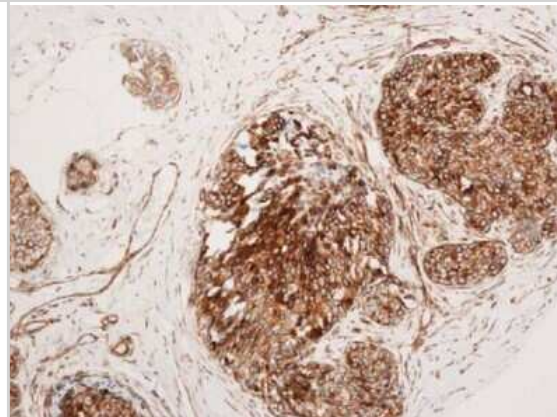
Western Blot: VCAM-1/CD106 Antibody (6G9) - Azide and BSA Free [NBP2-81005] - Using VCAM1 mouse mAb against (1) HUVEC and (2) EC cell lysate. Image from the standard format of this antibody.



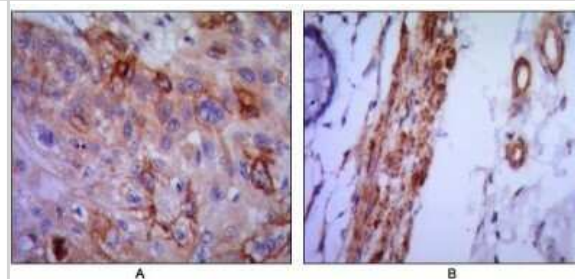
Immunohistochemistry: VCAM-1/CD106 Antibody (6G9) - Azide and BSA Free [NBP2-81005] - Human placenta tissues using VCAM1 mouse mAb. Image from the standard format of this antibody.



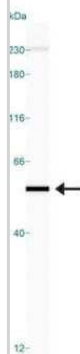
Immunohistochemistry: VCAM-1/CD106 Antibody (6G9) - Azide and BSA Free [NBP2-81005] - Breast carcinoma, cytoplasmic staining. Image from verified customer review. Image from the standard format of this antibody.



Immunohistochemistry: VCAM-1/CD106 Antibody (6G9) - Azide and BSA Free [NBP2-81005] - (A) human lung cancer and (B) colon cancer using VCAM1 mouse mAb with DAB staining. Image from the standard format of this antibody.



Simple Western: VCAM-1/CD106 Antibody (6G9) - Azide and BSA Free [NBP2-81005] - Lane view shows a specific band for CD106/VCAM1 in 0.5 mg/ml of HUVEC lysate. This experiment was performed under reducing conditions using the 12-230 kDa separation system. Image from the standard format of this antibody.





### **Novus Biologicals USA**

10730 E. Briarwood Avenue  
Centennial, CO 80112  
USA  
Phone: 303.730.1950  
Toll Free: 1.888.506.6887  
Fax: 303.730.1966  
nb-customerservice@bio-techne.com

### **Bio-Techne Canada**

21 Canmotor Ave  
Toronto, ON M8Z 4E6  
Canada  
Phone: 905.827.6400  
Toll Free: 855.668.8722  
Fax: 905.827.6402  
canada.inquires@bio-techne.com

### **Bio-Techne Ltd**

19 Barton Lane  
Abingdon Science Park  
Abingdon, OX14 3NB, United Kingdom  
Phone: (44) (0) 1235 529449  
Free Phone: 0800 37 34 15  
Fax: (44) (0) 1235 533420  
info.EMEA@bio-techne.com

### **General Contact Information**

www.novusbio.com  
Technical Support: nb-technical@bio-techne.com  
Orders: nb-customerservice@bio-techne.com  
General: novus@novusbio.com

### **Products Related to NBP2-81005**

---

HAF007	Goat anti-Mouse IgG Secondary Antibody [HRP]
NB720-B	Rabbit anti-Mouse IgG (H+L) Secondary Antibody [Biotin]
NBP1-97005-0.5mg	Mouse IgG1 Isotype Control (MG1)
NBP2-38223PEP	VCAM-1/CD106 Recombinant Protein Antigen

---

### **Limitations**

This product is for research use only and is not approved for use in humans or in clinical diagnosis. Primary Antibodies are guaranteed for 1 year from date of receipt.

For more information on our 100% guarantee, please visit [www.novusbio.com/guarantee](http://www.novusbio.com/guarantee)

Earn gift cards/discounts by submitting a review: [www.novusbio.com/reviews/submit/NBP2-81005](http://www.novusbio.com/reviews/submit/NBP2-81005)

Earn gift cards/discounts by submitting a publication using this product:  
[www.novusbio.com/publications](http://www.novusbio.com/publications)

