

Product Datasheet

TREX1 Antibody (41M5F2) - Azide and BSA Free NBP2-80992

Unit Size: 0.1 mg

Store at 4C short term. Aliquot and store at -20C long term. Avoid freeze-thaw cycles.

www.novusbio.com



technical@novusbio.com

Protocols, Publications, Related Products, Reviews, Research Tools and Images at:
www.novusbio.com/NBP2-80992

Updated 9/9/2025 v.20.1

Earn rewards for product
reviews and publications.

Submit a publication at www.novusbio.com/publications

Submit a review at www.novusbio.com/reviews/destination/NBP2-80992



NBP2-80992


TREX1 Antibody (41M5F2) - Azide and BSA Free

Product Information	
Unit Size	0.1 mg
Concentration	0.5 mg/ml
Storage	Store at 4C short term. Aliquot and store at -20C long term. Avoid freeze-thaw cycles.
Clonality	Monoclonal
Clone	41M5F2
Preservative	No Preservative
Isotype	IgG2b Kappa
Purity	Protein G purified
Buffer	PBS
Product Description	
Description	Novus Biologicals Mouse TREX1 Antibody (41M5F2) - Azide and BSA Free (NBP2-22394) is a monoclonal antibody validated for use in IHC, WB and Flow. All Novus Biologicals antibodies are covered by our 100% guarantee.
Host	Mouse
Gene ID	11277
Gene Symbol	TREX1
Species	Human
Immunogen	Within the range of amino acids 211-350 of human TREX1 were used as immunogen for the antibody.
Product Application Details	
Applications	Western Blot, Immunohistochemistry-Paraffin, Flow Cytometry, Immunohistochemistry
Recommended Dilutions	Western Blot 2-5 ug/ml, Flow Cytometry 2-5 ug/million cells/ml, Immunohistochemistry 1:10-1:500, Immunohistochemistry-Paraffin 5 ug/ml
Application Notes	There are numerous isoforms of TREX1. Researchers are encouraged to use an online tool like NCBI's BLAST to determine if the antibody is suitable for use in their testing. Staining of formalin-fixed tissues is enhanced by boiling tissue sections in 10 mM sodium citrate buffer, pH 6.0 for 10-20 min followed by cooling at RT for 20 min.

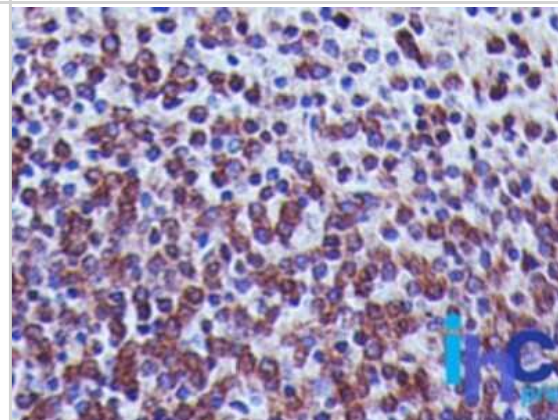


Images

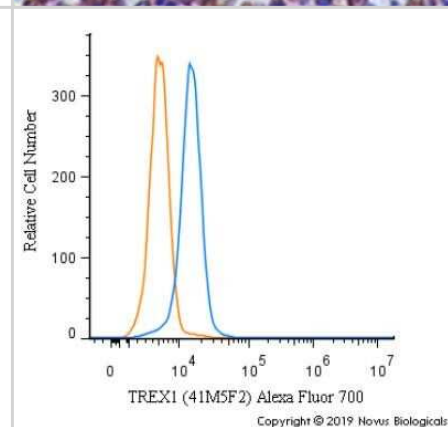
Western Blot: TREX1 Antibody (41M5F2) - Azide and BSA Free [NBP2-80992] - Analysis of A) TREX1 partial recombinant protein (0.2 ug/ml) and B) human heart tissue (2 ug/ml) using TREX1 antibody. Image from the standard format of this antibody.



Immunohistochemistry: TREX1 Antibody (41M5F2) - Azide and BSA Free [NBP2-80992] - Human spleen stained with TREX1 antibody (5 ug/ml), peroxidase-conjugate and DAB chromogen. Image from the standard format of this antibody.



Flow Cytometry: TREX1 Antibody (41M5F2) - Azide and BSA Free [NBP2-80992] - An intracellular stain was performed on HeLa cells with TREX1 [41M5F2] Antibody NBP2-22394AF700 (blue) and a matched isotype control (orange). Cells were fixed with 4% PFA and then permeabilized with 0.1% saponin. Cells were incubated in an antibody dilution of 5 ug/mL for 30 minutes at room temperature. Both antibodies were directly conjugated to Alexa Fluor 700.





Novus Biologicals USA

10730 E. Briarwood Avenue
Centennial, CO 80112
USA
Phone: 303.730.1950
Toll Free: 1.888.506.6887
Fax: 303.730.1966
nb-customerservice@bio-techne.com

Bio-Techne Canada

21 Canmotor Ave
Toronto, ON M8Z 4E6
Canada
Phone: 905.827.6400
Toll Free: 855.668.8722
Fax: 905.827.6402
canada.inquires@bio-techne.com

Bio-Techne Ltd

19 Barton Lane
Abingdon Science Park
Abingdon, OX14 3NB, United Kingdom
Phone: (44) (0) 1235 529449
Free Phone: 0800 37 34 15
Fax: (44) (0) 1235 533420
info.EMEA@bio-techne.com

General Contact Information

www.novusbio.com
Technical Support: nb-technical@bio-techne.com
Orders: nb-customerservice@bio-techne.com
General: novus@novusbio.com

Products Related to NBP2-80992

HAF007	Goat anti-Mouse IgG Secondary Antibody [HRP]
NB720-B	Rabbit anti-Mouse IgG (H+L) Secondary Antibody [Biotin]
NBP1-43317-0.5mg	Mouse IgG2b Kappa Light Chain Isotype Control (MG2b)
NBP2-68672PEP	TREX1 Recombinant Protein Antigen

Limitations

This product is for research use only and is not approved for use in humans or in clinical diagnosis. Primary Antibodies are guaranteed for 1 year from date of receipt.

For more information on our 100% guarantee, please visit www.novusbio.com/guarantee

Earn gift cards/discounts by submitting a review: www.novusbio.com/reviews/submit/NBP2-80992

Earn gift cards/discounts by submitting a publication using this product:
www.novusbio.com/publications

