

Product Datasheet

Synaptophysin Antibody (7H12) - Azide and BSA Free NBP2-80972

Unit Size: 0.1 ml

Store at 4C short term. Aliquot and store at -20C long term. Avoid freeze-thaw cycles.

www.novusbio.com



technical@novusbio.com

Protocols, Publications, Related Products, Reviews, Research Tools and Images at:
www.novusbio.com/NBP2-80972

Updated 9/1/2020 v.20.1

Earn rewards for product
reviews and publications.

Submit a publication at www.novusbio.com/publications

Submit a review at www.novusbio.com/reviews/destination/NBP2-80972



NBP2-80972

Synaptophysin Antibody (7H12) - Azide and BSA Free

Product Information	
Unit Size	0.1 ml
Concentration	1 mg/ml
Storage	Store at 4C short term. Aliquot and store at -20C long term. Avoid freeze-thaw cycles.
Clonality	Monoclonal
Clone	7H12
Preservative	No Preservative
Isotype	IgG1
Purity	Ammonium sulfate precipitation
Buffer	PBS
Target Molecular Weight	33.8 kDa

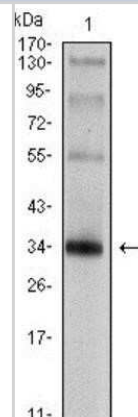
Product Description	
Host	Mouse
Gene ID	6855
Gene Symbol	SYP
Species	Human, Rat
Immunogen	Purified recombinant fragment of human Synaptophysin expressed in E. coli. [UniProt# P08247]

Product Application Details	
Applications	Western Blot, ELISA, Immunohistochemistry, Immunohistochemistry-Paraffin
Recommended Dilutions	Western Blot 1:500 - 1:2000, ELISA 1:10000, Immunohistochemistry, Immunohistochemistry-Paraffin 1:200 - 1:1000
Application Notes	The observed molecular weight of the protein may vary from the listed predicted molecular weight due to post translational modifications, post translation cleavages, relative charges, and other experimental factors.

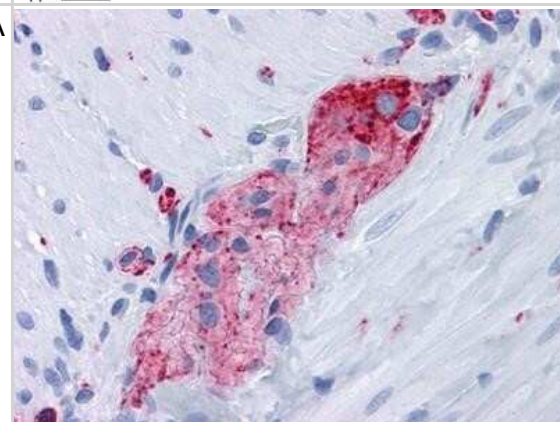


Images

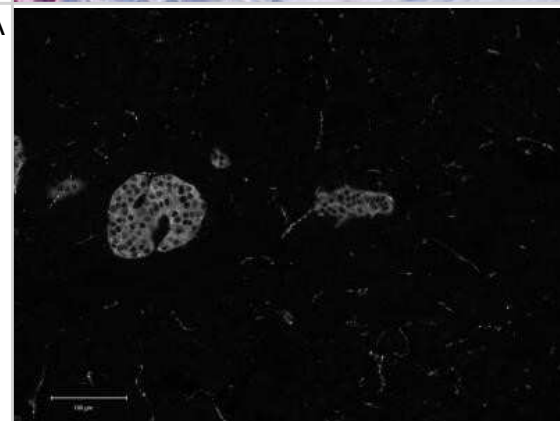
Western Blot: Synaptophysin Antibody (7H12) - Azide and BSA Free [NBP2-80972] - Analysis using Synaptophysin mouse mAb against rat brain tissue lysate. Image from the standard format of this antibody.



Immunohistochemistry: Synaptophysin Antibody (7H12) - Azide and BSA Free [NBP2-80972] - Analysis of paraffin-embedded human small intestine, myenteric plexus tissues using anti-Synaptophysin mouse mAb. Image from the standard format of this antibody.



Immunohistochemistry: Synaptophysin Antibody (7H12) - Azide and BSA Free [NBP2-80972] - Human pancreas (FFPE) stained with Synaptophysin antibody. pH 9 HIER antigen retrieval. Image from verified customer review. Image from the standard format of this antibody.





Novus Biologicals USA

10730 E. Briarwood Avenue
Centennial, CO 80112
USA
Phone: 303.730.1950
Toll Free: 1.888.506.6887
Fax: 303.730.1966
nb-customerservice@bio-techne.com

Bio-Techne Canada

21 Canmotor Ave
Toronto, ON M8Z 4E6
Canada
Phone: 905.827.6400
Toll Free: 855.668.8722
Fax: 905.827.6402
canada.inquires@bio-techne.com

Bio-Techne Ltd

19 Barton Lane
Abingdon Science Park
Abingdon, OX14 3NB, United Kingdom
Phone: (44) (0) 1235 529449
Free Phone: 0800 37 34 15
Fax: (44) (0) 1235 533420
info.EMEA@bio-techne.com

General Contact Information

www.novusbio.com
Technical Support: nb-technical@bio-techne.com
Orders: nb-customerservice@bio-techne.com
General: novus@novusbio.com

Products Related to NBP2-80972

HAF007	Goat anti-Mouse IgG Secondary Antibody [HRP]
NB720-B	Rabbit anti-Mouse IgG (H+L) Secondary Antibody [Biotin]
NBP1-97005-0.5mg	Mouse IgG1 Isotype Control (MG1)
H00006855-P01-10ug	Recombinant Human Synaptophysin GST (N-Term) Protein

Limitations

This product is for research use only and is not approved for use in humans or in clinical diagnosis. Primary Antibodies are guaranteed for 1 year from date of receipt.

For more information on our 100% guarantee, please visit www.novusbio.com/guarantee

Earn gift cards/discounts by submitting a review: www.novusbio.com/reviews/submit/NBP2-80972

Earn gift cards/discounts by submitting a publication using this product:
www.novusbio.com/publications

