

Product Datasheet

Spectrin beta 3 Antibody (1287A) - Azide and BSA Free NBP2-80958

Unit Size: 0.1 mg

Store at 4C short term. Aliquot and store at -20C long term. Avoid freeze-thaw cycles.

www.novusbio.com



technical@novusbio.com

Protocols, Publications, Related Products, Reviews, Research Tools and Images at:
www.novusbio.com/NBP2-80958

Updated 9/1/2020 v.20.1

Earn rewards for product
reviews and publications.

Submit a publication at www.novusbio.com/publications

Submit a review at www.novusbio.com/reviews/destination/NBP2-80958



NBP2-80958

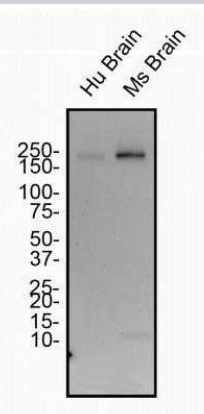
Spectrin beta 3 Antibody (1287A) - Azide and BSA Free

Product Information	
Unit Size	0.1 mg
Concentration	1 mg/ml
Storage	Store at 4C short term. Aliquot and store at -20C long term. Avoid freeze-thaw cycles.
Clonality	Monoclonal
Clone	1287A
Preservative	No Preservative
Isotype	IgG
Purity	Protein A or G purified
Buffer	PBS
Product Description	
Host	Rabbit
Gene ID	6712
Gene Symbol	SPTBN2
Species	Human, Mouse
Immunogen	Synthetic peptide containing the C-terminal region of human Spectrin beta 3 (UniProt O15020)
Product Application Details	
Applications	Western Blot, Flow (Intracellular), Immunocytochemistry/ Immunofluorescence, Immunohistochemistry, Immunohistochemistry-Paraffin
Recommended Dilutions	Western Blot 2 ug/ml, Immunohistochemistry 1:1000, Immunocytochemistry/ Immunofluorescence 5 - 20 ug/ml, Immunohistochemistry-Paraffin 1:1000, Flow (Intracellular) 1 ug/ml

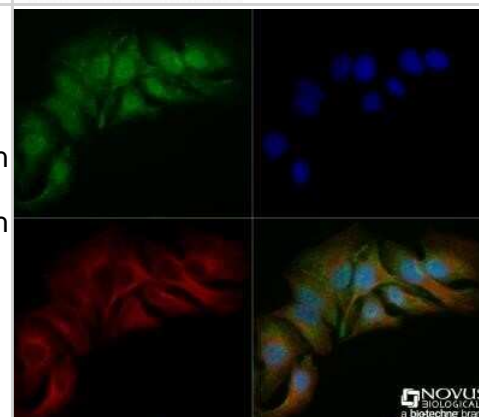


Images

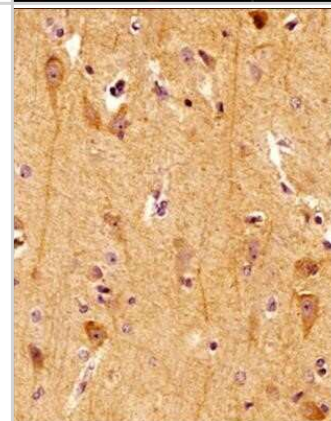
Western Blot: Spectrin beta 3 Antibody (1287A) - Azide and BSA Free [NBP2-80958] - Total protein from Human and Mouse Brain was separated on a 7.5% gel by SDS-PAGE, transferred to PVDF membrane and blocked in 5% non-fat milk in TBST. The membrane was probed with 2.0 ug/ml anti-Spectrin Beta III in blocking buffer and detected with an anti-rabbit HRP secondary antibody using chemiluminescence. Image from the standard format of this antibody.



Immunocytochemistry/Immunofluorescence: Spectrin beta 3 Antibody (1287A) - Azide and BSA Free [NBP2-80958] - HeLa cells were fixed for 10 minutes using 10% formalin and then permeabilized for 5 minutes using 1X TBS + 0.5% Triton-X100. The cells were incubated with anti-Spectrin beta 3 (1287A) at 5.0ug/ml overnight at 4C and detected with an anti-rabbit Dylight 488 (Green) at a 1:500 dilution. Alpha tubulin (DM1A) NB100-690 was used as a co-stain at a 1:1000 dilution and detected with an anti-mouse Dylight 550 (Red) at a 1:500 dilution. Nuclei were counterstained with DAPI (Blue). Cells were imaged using a 40X objective. Image from the standard format of this antibody.



Immunohistochemistry: Spectrin beta 3 Antibody (1287A) - Azide and BSA Free [NBP2-80958] - IHC analysis of a formalin fixed paraffin embedded (FFPE) tissue section of human brain using Spectrin beta III antibody at a 1:1,000 dilution. The primary antibody bound to Spectrin beta III was detected with HRP-DAB detection method and the nuclei were





Novus Biologicals USA

10730 E. Briarwood Avenue
Centennial, CO 80112
USA
Phone: 303.730.1950
Toll Free: 1.888.506.6887
Fax: 303.730.1966
nb-customerservice@bio-techne.com

Bio-Techne Canada

21 Canmotor Ave
Toronto, ON M8Z 4E6
Canada
Phone: 905.827.6400
Toll Free: 855.668.8722
Fax: 905.827.6402
canada.inquires@bio-techne.com

Bio-Techne Ltd

19 Barton Lane
Abingdon Science Park
Abingdon, OX14 3NB, United Kingdom
Phone: (44) (0) 1235 529449
Free Phone: 0800 37 34 15
Fax: (44) (0) 1235 533420
info.EMEA@bio-techne.com

General Contact Information

www.novusbio.com
Technical Support: nb-technical@bio-techne.com
Orders: nb-customerservice@bio-techne.com
General: novus@novusbio.com

Products Related to NBP2-80958

HAF008	Goat anti-Rabbit IgG Secondary Antibody [HRP]
NB7160	Goat anti-Rabbit IgG (H+L) Secondary Antibody [HRP]
NBP2-24891	Rabbit IgG Isotype Control
NBP2-48703PEP	Spectrin beta 3 Recombinant Protein Antigen

Limitations

This product is for research use only and is not approved for use in humans or in clinical diagnosis. Primary Antibodies are guaranteed for 1 year from date of receipt.

For more information on our 100% guarantee, please visit www.novusbio.com/guarantee

Earn gift cards/discounts by submitting a review: www.novusbio.com/reviews/submit/NBP2-80958

Earn gift cards/discounts by submitting a publication using this product:
www.novusbio.com/publications

