

Product Datasheet

ROR gamma/RORC/NR1F3 Antibody (4G419) - Azide and BSA Free **NBP2-80930**

Unit Size: 0.1 mg

Store at 4C short term. Aliquot and store at -20C long term. Avoid freeze-thaw cycles.

www.novusbio.com



technical@novusbio.com

Protocols, Publications, Related Products, Reviews, Research Tools and Images at:
www.novusbio.com/NBP2-80930

Updated 9/9/2025 v.20.1

Earn rewards for product reviews and publications.

Submit a publication at www.novusbio.com/publications

Submit a review at www.novusbio.com/reviews/destination/NBP2-80930



NBP2-80930

ROR gamma/RORC/NR1F3 Antibody (4G419) - Azide and BSA Free

Product Information

Unit Size	0.1 mg
Concentration	1 mg/ml
Storage	Store at 4C short term. Aliquot and store at -20C long term. Avoid freeze-thaw cycles.
Clonality	Monoclonal
Clone	4G419
Preservative	No Preservative
Isotype	IgG1 Kappa
Purity	Protein A or G purified
Buffer	PBS

Product Description

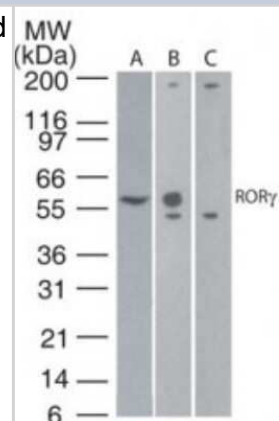
Description	Novus Biologicals Mouse ROR gamma/RORC/NR1F3 Antibody (4G419) - Azide and BSA Free (NBP2-24449) is a monoclonal antibody validated for use in IHC, WB and Flow. All Novus Biologicals antibodies are covered by our 100% guarantee.
Host	Mouse
Gene ID	6097
Gene Symbol	RORC
Species	Human, Mouse, Rat
Reactivity Notes	Rat reactivity reported in scientific literature (PMID: 22110656).
Immunogen	A portion of amino acids 1-50 of human ROR gamma was used as the immunogen.

Product Application Details

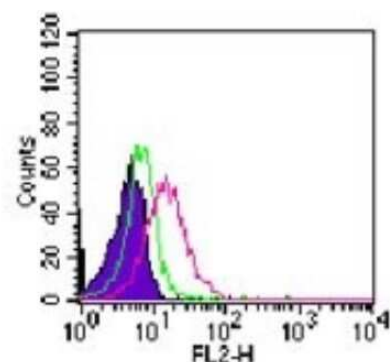
Applications	Western Blot, Flow Cytometry, Immunohistochemistry, CyTOF-ready
Recommended Dilutions	Western Blot 5 ug/ml, Flow Cytometry 0.25-0.5 ug/10 ⁶ cells, Immunohistochemistry reported in scientific literature (PMID 30671063), CyTOF-ready

Images

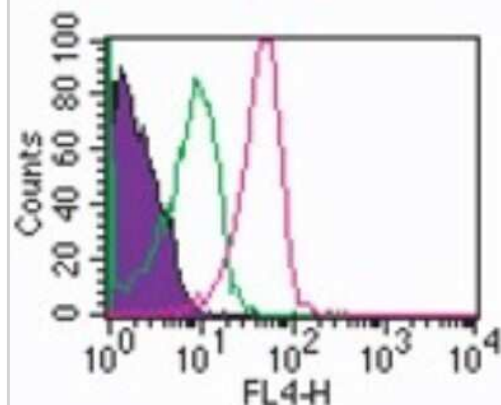
Western Blot: ROR gamma/RORC/NR1F3 Antibody (4G419) - Azide and BSA Free [NBP2-80930] - Analysis in (A) human thymus lysate, (B) transfected 293 cell lysate, and (C) untransfected 293 cell lysate. Dilution: 5 ug/ml. Image from the standard format of this antibody.



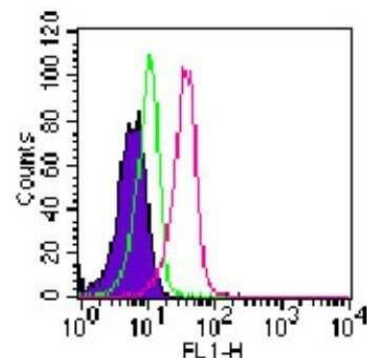
Flow Cytometry: ROR gamma/RORC/NR1F3 Antibody (4G419) - Azide and BSA Free [NBP2-80930] - Intracellular analysis of ROR gamma in human lymphocytes using 0.25 ug of this antibody. Shaded histogram represents cells without antibody; green represents isotype control antibody ; red represents ROR gamma antibody. Image from the standard format of this antibody.



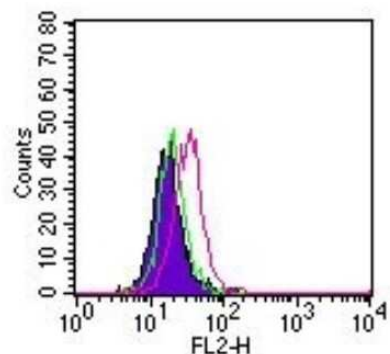
Flow Cytometry: ROR gamma/RORC/NR1F3 Antibody (4G419) - Azide and BSA Free [NBP2-80930] - Analysis using the Allophycocyanin conjugate of NBP2-24449. Staining of ROR gamma in human lymphocytes using 10 ul (0.25 ug) of ROR gamma antibody. Shaded histogram represents cells without antibody; green represents isotype control antibody was used for this test.



Flow Cytometry: ROR gamma/RORC/NR1F3 Antibody (4G419) - Azide and BSA Free [NBP2-80930] - Analysis using the FITC conjugate of NBP2-24449. Staining of ROR gamma in human lymphocytes using 10 ul (0.25 ug) of ROR gamma antibody. Shaded histogram represents cells without antibody; green represents isotype control antibody; red represents ROR gamma.



Flow Cytometry: ROR gamma/RORC/NR1F3 Antibody (4G419) - Azide and BSA Free [NBP2-80930] - Intracellular flow cytometric analysis of ROR gamma in human monocytes using 0.25 ug of ROR gamma antibody. Shaded histogram represents cells without antibody; green represents isotype control antibody (Novus, 20109); red represents ROR gamma antibody. Image from the standard format of this antibody.





Novus Biologicals USA

10730 E. Briarwood Avenue
Centennial, CO 80112
USA
Phone: 303.730.1950
Toll Free: 1.888.506.6887
Fax: 303.730.1966
nb-customerservice@bio-techne.com

Bio-Techne Canada

21 Canmotor Ave
Toronto, ON M8Z 4E6
Canada
Phone: 905.827.6400
Toll Free: 855.668.8722
Fax: 905.827.6402
canada.inquires@bio-techne.com

Bio-Techne Ltd

19 Barton Lane
Abingdon Science Park
Abingdon, OX14 3NB, United Kingdom
Phone: (44) (0) 1235 529449
Free Phone: 0800 37 34 15
Fax: (44) (0) 1235 533420
info.EMEA@bio-techne.com

General Contact Information

www.novusbio.com
Technical Support: nb-technical@bio-techne.com
Orders: nb-customerservice@bio-techne.com
General: novus@novusbio.com

Products Related to NBP2-80930

HAF007	Goat anti-Mouse IgG Secondary Antibody [HRP]
NB720-B	Rabbit anti-Mouse IgG (H+L) Secondary Antibody [Biotin]
NBP1-43319-0.5mg	Mouse IgG1 Kappa Isotype Control (P3.6.2.8.1)
H00006097-Q01-10ug	Recombinant Human ROR gamma/RORC/NR1F3 GST (N-Term) Protein

Limitations

This product is for research use only and is not approved for use in humans or in clinical diagnosis. Primary Antibodies are guaranteed for 1 year from date of receipt.

For more information on our 100% guarantee, please visit www.novusbio.com/guarantee

Earn gift cards/discounts by submitting a review: www.novusbio.com/reviews/submit/NBP2-80930

Earn gift cards/discounts by submitting a publication using this product:
www.novusbio.com/publications

