

Product Datasheet

Osteopontin/OPN Antibody (1B20) - Azide and BSA Free NBP2-80895

Unit Size: 0.1 ml

Store at 4C short term. Aliquot and store at -20C long term. Avoid freeze-thaw cycles.

www.novusbio.com



technical@novusbio.com

Protocols, Publications, Related Products, Reviews, Research Tools and Images at:
www.novusbio.com/NBP2-80895

Updated 4/13/2025 v.20.1

Earn rewards for product
reviews and publications.

Submit a publication at www.novusbio.com/publications

Submit a review at www.novusbio.com/reviews/destination/NBP2-80895



NBP2-80895

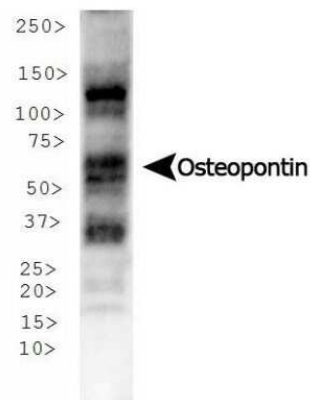
Osteopontin/OPN Antibody (1B20) - Azide and BSA Free

Product Information	
Unit Size	0.1 ml
Concentration	1 mg/ml
Storage	Store at 4C short term. Aliquot and store at -20C long term. Avoid freeze-thaw cycles.
Clonality	Monoclonal
Clone	1B20
Preservative	No Preservative
Isotype	IgG1
Purity	Protein G purified
Buffer	PBS (pH 7.4)
Product Description	
Host	Mouse
Gene ID	6696
Gene Symbol	SPP1
Species	Human, Mouse, Rat, Rabbit
Immunogen	Synthetic peptide corresponding to the C-terminus of human Osteopontin [Swiss-Prot# P10451].
Product Application Details	
Applications	Western Blot, Simple Western, Immunocytochemistry/ Immunofluorescence, Immunohistochemistry, Immunohistochemistry-Frozen, Immunohistochemistry-Paraffin, Immunoprecipitation
Recommended Dilutions	Western Blot 1:1000, Simple Western 1:20, Immunohistochemistry 1:100, Immunocytochemistry/ Immunofluorescence 1:50, Immunoprecipitation 1:10-1:500, Immunohistochemistry-Paraffin 1:100, Immunohistochemistry-Frozen reported in scientific literature (PMID 24269728)
Application Notes	<p>In Western blot multiple bands can be seen due to glycosylation and phosphorylation of the protein.</p> <p>In Simple Western only 10 - 15 uL of the recommended dilution is used per data point.</p> <p>See Simple Western Antibody Database for Simple Western validation: antibody dilution of 1:20. Separated by Size-Wes, Sally Sue/Peggy Sue.</p>

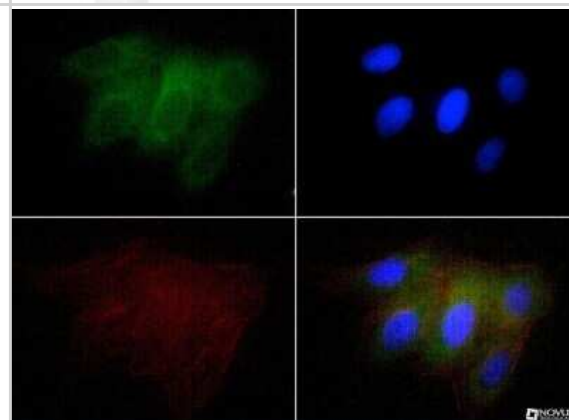


Images

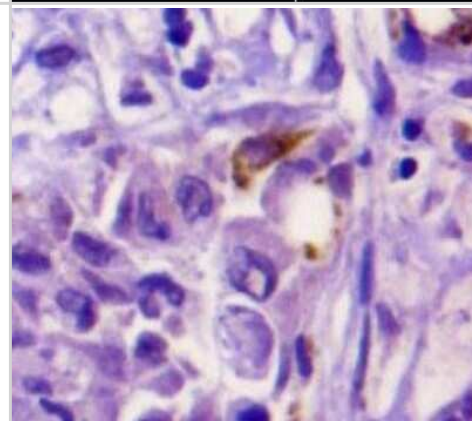
Western Blot: Osteopontin/OPN Antibody (1B20) - Azide and BSA Free [NBP2-80895] - Analysis of Osteopontin expression in U2OS whole cell lysate. Image from the standard format of this antibody.



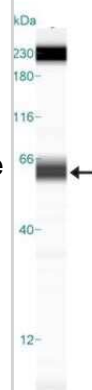
Immunocytochemistry/Immunofluorescence: Osteopontin/OPN Antibody (1B20) - Azide and BSA Free [NBP2-80895] - Osteopontin antibody was tested at 1:50 in U2OS cells with FITC (green). Nuclei and actin were counterstained with Dapi (blue) and Phalloidin (red). Image from the standard format of this antibody.



Immunohistochemistry: Osteopontin/OPN Antibody (1B20) - Azide and BSA Free [NBP2-80895] - Analysis of Osteopontin on human lung adenocarcinoma. Image from the standard format of this antibody.



Simple Western: Osteopontin/OPN Antibody (1B20) - Azide and BSA Free [NBP2-80895] - Simple Western lane view shows a specific band for Osteopontin in 0.5 mg/ml of Human Breast Cancer lysate. This experiment was performed under reducing conditions using the 12-230 kDa separation system. * Non-specific interaction with the 230 kDa Simple Western standard may be seen with this antibody Image from the standard format of this antibody.





Novus Biologicals USA

10730 E. Briarwood Avenue
Centennial, CO 80112
USA
Phone: 303.730.1950
Toll Free: 1.888.506.6887
Fax: 303.730.1966
nb-customerservice@bio-techne.com

Bio-Techne Canada

21 Canmotor Ave
Toronto, ON M8Z 4E6
Canada
Phone: 905.827.6400
Toll Free: 855.668.8722
Fax: 905.827.6402
canada.inquires@bio-techne.com

Bio-Techne Ltd

19 Barton Lane
Abingdon Science Park
Abingdon, OX14 3NB, United Kingdom
Phone: (44) (0) 1235 529449
Free Phone: 0800 37 34 15
Fax: (44) (0) 1235 533420
info.EMEA@bio-techne.com

General Contact Information

www.novusbio.com
Technical Support: nb-technical@bio-techne.com
Orders: nb-customerservice@bio-techne.com
General: novus@novusbio.com

Products Related to NBP2-80895

HAF007	Goat anti-Mouse IgG Secondary Antibody [HRP]
NB720-B	Rabbit anti-Mouse IgG (H+L) Secondary Antibody [Biotin]
NBP1-97005-0.5mg	Mouse IgG1 Isotype Control (MG1)
NB600-1043PEP	Osteopontin/OPN Antibody Blocking Peptide

Limitations

This product is for research use only and is not approved for use in humans or in clinical diagnosis. Primary Antibodies are guaranteed for 1 year from date of receipt.

For more information on our 100% guarantee, please visit www.novusbio.com/guarantee

Earn gift cards/discounts by submitting a review: www.novusbio.com/reviews/submit/NBP2-80895

Earn gift cards/discounts by submitting a publication using this product:
www.novusbio.com/publications

