

Product Datasheet

OGG1 Antibody (2B4) - Azide and BSA Free NBP2-80891

Unit Size: 0.1 mg

Store at 4C short term. Aliquot and store at -20C long term. Avoid freeze-thaw cycles.

www.novusbio.com



technical@novusbio.com

Protocols, Publications, Related Products, Reviews, Research Tools and Images at:
www.novusbio.com/NBP2-80891

Updated 9/1/2020 v.20.1

Earn rewards for product
reviews and publications.

Submit a publication at www.novusbio.com/publications

Submit a review at www.novusbio.com/reviews/destination/NBP2-80891



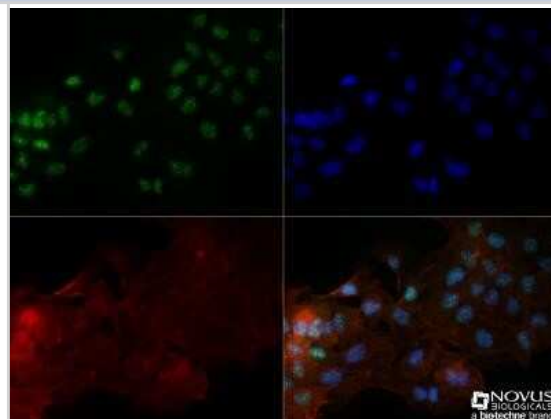
NBP2-80891

OGG1 Antibody (2B4) - Azide and BSA Free

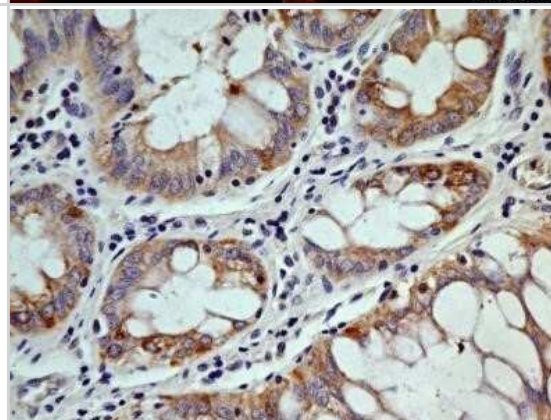
Product Information	
Unit Size	0.1 mg
Concentration	0.9 mg/ml
Storage	Store at 4C short term. Aliquot and store at -20C long term. Avoid freeze-thaw cycles.
Clonality	Monoclonal
Clone	2B4
Preservative	No Preservative
Isotype	IgG2b
Purity	Protein A or G purified
Buffer	PBS
Product Description	
Host	Mouse
Gene ID	4968
Gene Symbol	OGG1
Species	Human
Immunogen	Partial recombinant protein made to an internal sequence of the human OGG1 protein (between amino acids 100-300) [Uniprot: O15527]
Product Application Details	
Applications	Flow Cytometry, Flow (Intracellular), Immunocytochemistry/ Immunofluorescence, Immunohistochemistry, Immunohistochemistry-Paraffin, CyTOF-ready
Recommended Dilutions	Flow Cytometry 2-5 ug/ml, Immunohistochemistry 5 ug/ml, Immunocytochemistry/ Immunofluorescence 10 ug/ml, Immunohistochemistry-Paraffin 5 ug/ml, Flow (Intracellular), CyTOF-ready

Images

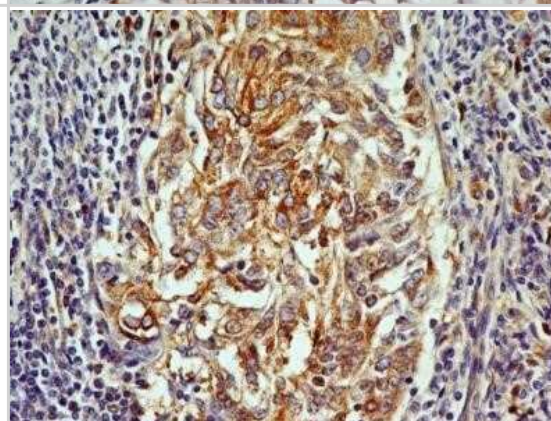
Immunocytochemistry/Immunofluorescence: OGG1 Antibody (2B4) - Azide and BSA Free [NBP2-80891] - A431 cells were fixed for 10 minutes using 10% formalin and then permeabilized for 5 minutes using 1X TBS + 0.5% Triton X-100. The cells were incubated with OGG1 (2B4) at a 1:100 dilution overnight at 4 degrees Celsius and detected with DyLight 488 (Green) at a 1:500 dilution. Actin was detected with Phalloidin 568 (Red) at a 1:200 dilution. Nuclei were detected with DAPI (Blue) at 2.0 ug/ml in 1X PBS. Cells were imaged using a 40X objective. Image from the standard format of this antibody.



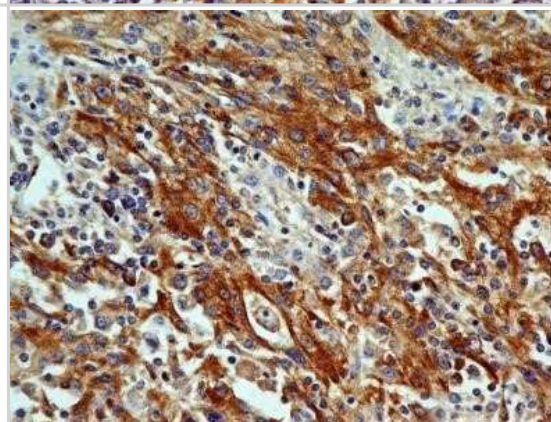
Immunohistochemistry: OGG1 Antibody (2B4) - Azide and BSA Free [NBP2-80891] - Analysis of OGG1 antibody (clone 4E8) at 5 ug/ml generated a general cytoplasmic staining pattern with intense nuclear staining in select cells rectum adenocarcinoma. Image from the standard format of this antibody.



Immunohistochemistry: OGG1 Antibody (2B4) - Azide and BSA Free [NBP2-80891] - Analysis of OGG1 antibody (clone 4E8) at 5 ug/ml generated a general cytoplasmic staining pattern with intense nuclear staining in select cells endometrial carcinoma. Image from the standard format of this antibody.



Immunohistochemistry: OGG1 Antibody (2B4) - Azide and BSA Free [NBP2-80891] - Analysis of OGG1 antibody (clone 4E8) at 5 ug/ml generated a general cytoplasmic staining pattern with intense nuclear staining in select cells renal cell carcinoma. Image from the standard format of this antibody.





Novus Biologicals USA

10730 E. Briarwood Avenue
Centennial, CO 80112
USA
Phone: 303.730.1950
Toll Free: 1.888.506.6887
Fax: 303.730.1966
nb-customerservice@bio-techne.com

Bio-Techne Canada

21 Canmotor Ave
Toronto, ON M8Z 4E6
Canada
Phone: 905.827.6400
Toll Free: 855.668.8722
Fax: 905.827.6402
canada.inquires@bio-techne.com

Bio-Techne Ltd

19 Barton Lane
Abingdon Science Park
Abingdon, OX14 3NB, United Kingdom
Phone: (44) (0) 1235 529449
Free Phone: 0800 37 34 15
Fax: (44) (0) 1235 533420
info.EMEA@bio-techne.com

General Contact Information

www.novusbio.com
Technical Support: nb-technical@bio-techne.com
Orders: nb-customerservice@bio-techne.com
General: novus@novusbio.com

Products Related to NBP2-80891

HAF007	Goat anti-Mouse IgG Secondary Antibody [HRP]
NB720-B	Rabbit anti-Mouse IgG (H+L) Secondary Antibody [Biotin]
NBP2-27231	Mouse IgG2b Isotype Control (MPC-11)
NBP1-45318-0.1mg	Recombinant Human OGG1 His Protein

Limitations

This product is for research use only and is not approved for use in humans or in clinical diagnosis. Primary Antibodies are guaranteed for 1 year from date of receipt.

For more information on our 100% guarantee, please visit www.novusbio.com/guarantee

Earn gift cards/discounts by submitting a review: www.novusbio.com/reviews/submit/NBP2-80891

Earn gift cards/discounts by submitting a publication using this product:
www.novusbio.com/publications

