

Product Datasheet

NLRP3/NALP3 Antibody (25N10E9) - Azide and BSA Free NBP2-80881

Unit Size: 0.1 mg

Store at 4C short term. Aliquot and store at -20C long term. Avoid freeze-thaw cycles.

www.novusbio.com



technical@novusbio.com

Protocols, Publications, Related Products, Reviews, Research Tools and Images at:
www.novusbio.com/NBP2-80881

Updated 4/13/2025 v.20.1

Earn rewards for product
reviews and publications.

Submit a publication at www.novusbio.com/publications

Submit a review at www.novusbio.com/reviews/destination/NBP2-80881



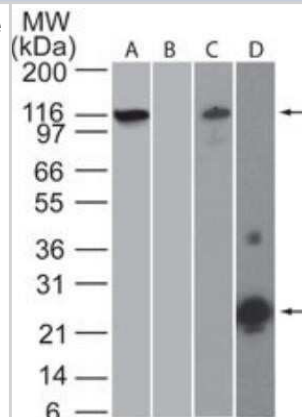
NBP2-80881**NLRP3/NALP3 Antibody (25N10E9) - Azide and BSA Free**

Product Information	
Unit Size	0.1 mg
Concentration	1 mg/ml
Storage	Store at 4C short term. Aliquot and store at -20C long term. Avoid freeze-thaw cycles.
Clonality	Monoclonal
Clone	25N10E9
Preservative	No Preservative
Isotype	IgG2b Kappa
Purity	Protein G purified
Buffer	PBS
Product Description	
Host	Mouse
Gene ID	114548
Gene Symbol	NLRP3
Species	Mouse
Immunogen	A recombinant protein corresponding to the NOD domain of murine NLRP3/NALP3 Antibody (25N10E9) (amino acids 216-385) was used as the immunogen for this antibody.
Product Application Details	
Applications	Western Blot, Simple Western
Recommended Dilutions	Western Blot 2-5 ug/ml, Simple Western
Application Notes	In Simple Western only 10 - 15 uL of the recommended dilution is used per data point. Separated by Size.

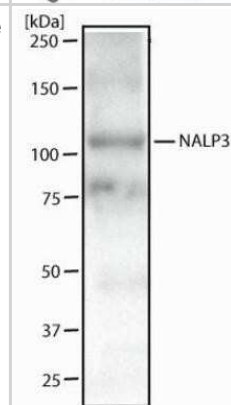


Images


Western Blot: NLRP3/NALP3 Antibody (25N10E9) - Azide and BSA Free [NBP2-80881] - Analysis using the NALP3 monoclonal antibody. (A), (B), mouse RAW lysate (C) and the recombinant mouse NLRP3 NOD domain protein immunogen (D) probed with 2 ug/ml antibody. Goat anti-mouse IgG HRP secondary antibody and PicoTest ECL substrate solution were used for this test. Image from the standard format of this antibody.



Western Blot: NLRP3/NALP3 Antibody (25N10E9) - Azide and BSA Free [NBP2-80881] - Analysis of Raw 264 cell lysate using NLRP3/NALP3 antibody (NBP2-03948) at 2 ug/ml. Image from the standard format of this antibody.



Simple Western: NLRP3/NALP3 Antibody (25N10E9) - Azide and BSA Free [NBP2-80881] - Simple Western lane view shows a specific band for NALP3 in 0.5 mg/ml of RAW lysate. This experiment was performed under reducing conditions using the 12-230 kDa separation system. Image from the standard format of this antibody.





Novus Biologicals USA

10730 E. Briarwood Avenue
Centennial, CO 80112
USA
Phone: 303.730.1950
Toll Free: 1.888.506.6887
Fax: 303.730.1966
nb-customerservice@bio-techne.com

Bio-Techne Canada

21 Canmotor Ave
Toronto, ON M8Z 4E6
Canada
Phone: 905.827.6400
Toll Free: 855.668.8722
Fax: 905.827.6402
canada.inquires@bio-techne.com

Bio-Techne Ltd

19 Barton Lane
Abingdon Science Park
Abingdon, OX14 3NB, United Kingdom
Phone: (44) (0) 1235 529449
Free Phone: 0800 37 34 15
Fax: (44) (0) 1235 533420
info.EMEA@bio-techne.com

General Contact Information

www.novusbio.com
Technical Support: nb-technical@bio-techne.com
Orders: nb-customerservice@bio-techne.com
General: novus@novusbio.com

Products Related to NBP2-80881

HAF007	Goat anti-Mouse IgG Secondary Antibody [HRP]
NB720-B	Rabbit anti-Mouse IgG (H+L) Secondary Antibody [Biotin]
NBP1-43317-0.5mg	Mouse IgG2b Kappa Light Chain Isotype Control (MG2b)
H00114548-P01-2ug	Recombinant Human NLRP3/NALP3 GST (N-Term) Protein

Limitations

This product is for research use only and is not approved for use in humans or in clinical diagnosis. Primary Antibodies are guaranteed for 1 year from date of receipt.

For more information on our 100% guarantee, please visit www.novusbio.com/guarantee

Earn gift cards/discounts by submitting a review: www.novusbio.com/reviews/submit/NBP2-80881

Earn gift cards/discounts by submitting a publication using this product:
www.novusbio.com/publications

