

Product Datasheet

MyD88 Antibody (4D6) - Azide and BSA Free NBP2-80862

Unit Size: 0.1 mg

Store at 4C short term. Aliquot and store at -20C long term. Avoid freeze-thaw cycles.

www.novusbio.com



technical@novusbio.com

Protocols, Publications, Related Products, Reviews, Research Tools and Images at:
www.novusbio.com/NBP2-80862

Updated 9/10/2024 v.20.1

Earn rewards for product
reviews and publications.

Submit a publication at www.novusbio.com/publications

Submit a review at www.novusbio.com/reviews/destination/NBP2-80862



NBP2-80862

MyD88 Antibody (4D6) - Azide and BSA Free

Product Information

Unit Size	0.1 mg
Concentration	1 mg/ml
Storage	Store at 4C short term. Aliquot and store at -20C long term. Avoid freeze-thaw cycles.
Clonality	Monoclonal
Clone	4D6
Preservative	No Preservative
Isotype	IgG1 Kappa
Purity	Protein G purified
Buffer	PBS

Product Description

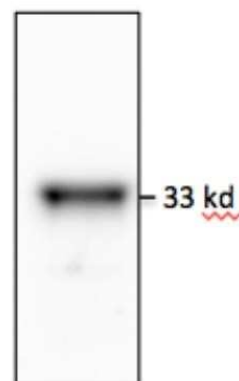
Host	Mouse
Gene ID	4615
Gene Symbol	MYD88
Species	Human, Mouse, Primate, Rhesus Macaque
Reactivity Notes	Gorilla, Chimp, Orangutan (100%), Rat (63%), Equine (82%), Canine (73%), Cat, Mouse (68%).
Immunogen	A portion of amino acids 50-100 of human MyD88 was used as the immunogen for this antibody.

Product Application Details

Applications	Western Blot, Flow Cytometry, Flow (Intracellular), Immunocytochemistry/Immunofluorescence, CyTOF-ready
Recommended Dilutions	Western Blot 5-7ug/ml, Flow Cytometry 0.5ug/10 ⁶ cells, Immunocytochemistry/Immunofluorescence 5ug/ml, Flow (Intracellular), CyTOF-ready
Application Notes	This antibody is Cytof ready.

Images

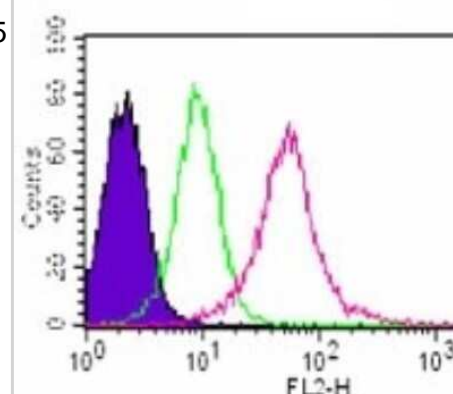
Western Blot: MyD88 Antibody (4D6) - Azide and BSA Free [NBP2-80862] - Normal human bronchial epithelial total cell lysate. Image from verified customer review. Image from the standard format of this antibody.



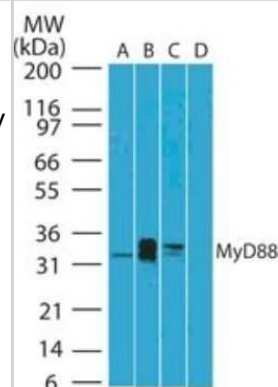
Immunocytochemistry: MyD88 Antibody (4D6) - Azide and BSA Free [NBP2-80862] - Analysis of MyD88 antibody in MCF-7 cells using an isotype control (top) and MyD88 Antibody (bottom) at 5 ug/ml. Image from the standard format of this antibody.



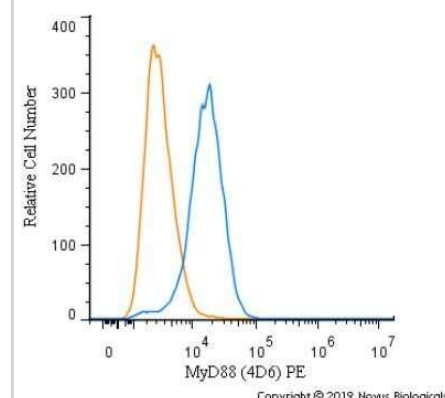
Flow Cytometry: MyD88 Antibody (4D6) - Azide and BSA Free [NBP2-80862] - Intracellular analysis of MyD88 antibody in Jurkat cells using 0.5 ug. Shaded histogram represents cells without antibody; green represents isotype control; red represents MyD88 antibody. This antibody was used for this test, and an anti-mouse IgG PE conjugated secondary antibody. Image from the standard format of this antibody.



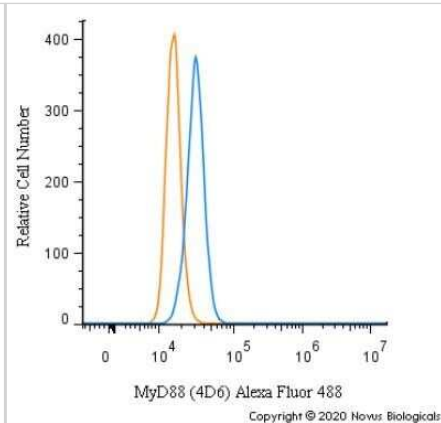
Western Blot: MyD88 Antibody (4D6) - Azide and BSA Free [NBP2-80862] - Analysis of MyD88 in A) human ovary, B) human prostate and Jurkat cell lysate in the C) absence and D) presence of immunizing peptide using this antibody. Goat anti-mouse Ig HRP secondary antibody and PicoTect ECL substrate solution were used for this test. Image from the standard format of this antibody.



Flow Cytometry: MyD88 Antibody (4D6) - Azide and BSA Free [NBP2-80862] - An intracellular stain was performed on MCF7 cells with MyD88 (4D6) antibody NBP2-27369PE (blue) and a matched isotype control (orange). Cells were fixed with 4% PFA and then permeabilized with 0.1% saponin. Cells were incubated in an antibody dilution of 2.5 ug/mL for 30 minutes at room temperature. Both antibodies were directly conjugated to phycoerythrin.



Flow Cytometry: MyD88 Antibody (4D6) - Azide and BSA Free [NBP2-80862] - An intracellular stain was performed on MCF7 cells with MyD88 [4D6] Antibody NBP2-27369AF488 (blue) and a matched isotype control (orange). Cells were fixed with 4% PFA and then permeabilized with 0.1% saponin. Cells were incubated in an antibody dilution of 10 ug/mL for 30 minutes at room temperature. Both antibodies were directly conjugated to Alexa Fluor 488.





Novus Biologicals USA

10730 E. Briarwood Avenue
Centennial, CO 80112
USA
Phone: 303.730.1950
Toll Free: 1.888.506.6887
Fax: 303.730.1966
nb-customerservice@bio-techne.com

Bio-Techne Canada

21 Canmotor Ave
Toronto, ON M8Z 4E6
Canada
Phone: 905.827.6400
Toll Free: 855.668.8722
Fax: 905.827.6402
canada.inquires@bio-techne.com

Bio-Techne Ltd

19 Barton Lane
Abingdon Science Park
Abingdon, OX14 3NB, United Kingdom
Phone: (44) (0) 1235 529449
Free Phone: 0800 37 34 15
Fax: (44) (0) 1235 533420
info.EMEA@bio-techne.com

General Contact Information

www.novusbio.com
Technical Support: nb-technical@bio-techne.com
Orders: nb-customerservice@bio-techne.com
General: novus@novusbio.com

Products Related to NBP2-80862

HAF007	Goat anti-Mouse IgG Secondary Antibody [HRP]
NB720-B	Rabbit anti-Mouse IgG (H+L) Secondary Antibody [Biotin]
NBP1-43319-0.5mg	Mouse IgG1 Kappa Isotype Control (P3.6.2.8.1)
NB100-56698PEP	MyD88 Antibody Blocking Peptide

Limitations

This product is for research use only and is not approved for use in humans or in clinical diagnosis. Primary Antibodies are guaranteed for 1 year from date of receipt.

For more information on our 100% guarantee, please visit www.novusbio.com/guarantee

Earn gift cards/discounts by submitting a review: www.novusbio.com/reviews/submit/NBP2-80862

Earn gift cards/discounts by submitting a publication using this product:
www.novusbio.com/publications

