

Product Datasheet

MMP-1 Antibody (6A5) - Azide and BSA Free NBP2-80852

Unit Size: 0.1 ml

Store at 4C short term. Aliquot and store at -20C long term. Avoid freeze-thaw cycles.

www.novusbio.com



technical@novusbio.com

Protocols, Publications, Related Products, Reviews, Research Tools and Images at:
www.novusbio.com/NBP2-80852

Updated 8/21/2023 v.20.1

Earn rewards for product
reviews and publications.

Submit a publication at www.novusbio.com/publications

Submit a review at www.novusbio.com/reviews/destination/NBP2-80852



NBP2-80852

MMP-1 Antibody (6A5) - Azide and BSA Free

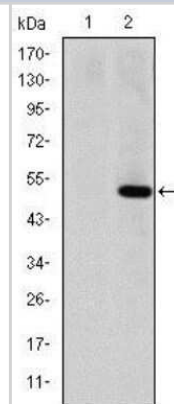
Product Information	
Unit Size	0.1 ml
Concentration	1 mg/ml
Storage	Store at 4C short term. Aliquot and store at -20C long term. Avoid freeze-thaw cycles.
Clonality	Monoclonal
Clone	6A5
Preservative	No Preservative
Isotype	IgG1
Purity	Ammonium sulfate precipitation
Buffer	PBS
Target Molecular Weight	54 kDa

Product Description	
Host	Mouse
Gene ID	4312
Gene Symbol	MMP1
Species	Human, Mouse
Reactivity Notes	Other species have not been tested.
Immunogen	Purified recombinant fragment of human MMP1 expressed in E. coli. [UniProt# P03956]

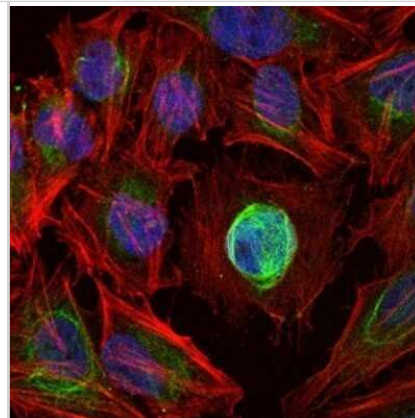
Product Application Details	
Applications	Western Blot, ELISA, Flow Cytometry, Immunocytochemistry/ Immunofluorescence, Immunohistochemistry, Immunohistochemistry-Paraffin, CyTOF-ready
Recommended Dilutions	Western Blot 1:500-1:2000, Flow Cytometry 1:200-1:400, ELISA 1:10000, Immunohistochemistry, Immunocytochemistry/ Immunofluorescence 1:200-1:1000, Immunohistochemistry-Paraffin 1:200-1:1000, CyTOF-ready
Application Notes	This MMP1 (6A5) antibody is useful for Western blot, Immunohistochemistry on paraffin-embedded sections, Immunocytochemistry/Immunofluorescence, Flow Cytometry and ELISA.

Images

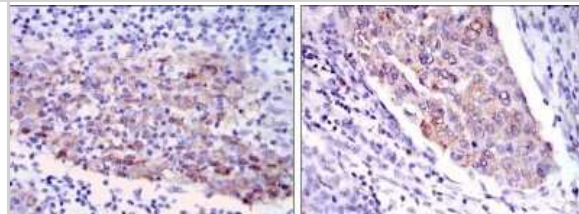
Western Blot: MMP-1 Antibody (6A5) - Azide and BSA Free [NBP2-80852] - Western blot analysis using MMP1 mAb against HEK293 (1) and MMP1(AA: 24-213)-hlgGfc transfected HEK293 (2) cell lysate. Image from the standard format of this antibody.



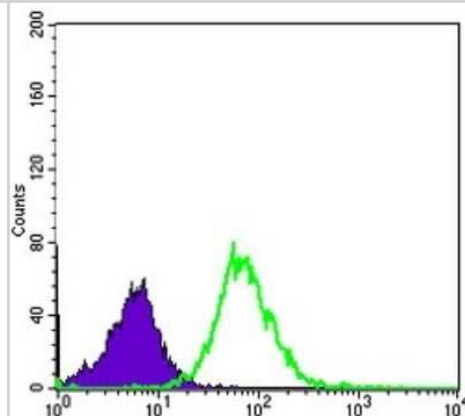
Immunocytochemistry/Immunofluorescence: MMP-1 Antibody (6A5) - Azide and BSA Free [NBP2-80852] - Immunofluorescence analysis of Hela cells using MMP1 mouse mAb (green). Blue: DRAQ5 fluorescent DNA dye. Red: Actin filaments have been labeled with Alexa Fluor-555 phalloidin. Image from the standard format of this antibody.



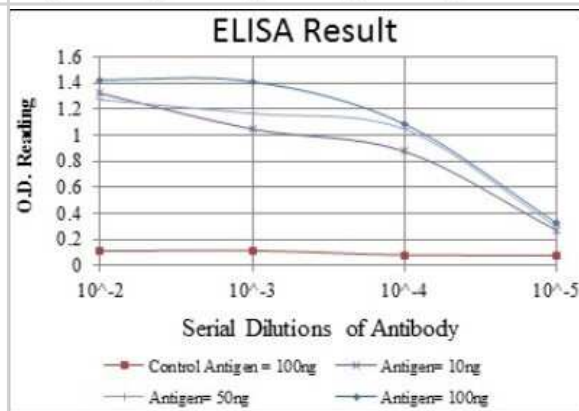
Immunohistochemistry-Paraffin: MMP-1 Antibody (6A5) - Azide and BSA Free [NBP2-80852] - Immunohistochemical analysis of paraffin-embedded human cervical cancer tissues (left) and human kidney cancer tissues (right) using MMP1 mouse mAb with DAB staining. Image from the standard format of this antibody.



Flow Cytometry: MMP-1 Antibody (6A5) - Azide and BSA Free [NBP2-80852] - Flow cytometric analysis of Hela cells using MMP1 mouse mAb (green) and negative control (purple). Image from the standard format of this antibody.



Flow Cytometry: MMP-1 Antibody (6A5) - Azide and BSA Free [NBP2-80852] - Red: Control Antigen (100ng); Purple: Antigen (10ng); Green: Antigen (50ng); Blue: Antigen (100ng). Image from the standard format of this antibody.





Novus Biologicals USA

10730 E. Briarwood Avenue
Centennial, CO 80112
USA
Phone: 303.730.1950
Toll Free: 1.888.506.6887
Fax: 303.730.1966
nb-customerservice@bio-techne.com

Bio-Techne Canada

21 Canmotor Ave
Toronto, ON M8Z 4E6
Canada
Phone: 905.827.6400
Toll Free: 855.668.8722
Fax: 905.827.6402
canada.inquires@bio-techne.com

Bio-Techne Ltd

19 Barton Lane
Abingdon Science Park
Abingdon, OX14 3NB, United Kingdom
Phone: (44) (0) 1235 529449
Free Phone: 0800 37 34 15
Fax: (44) (0) 1235 533420
info.EMEA@bio-techne.com

General Contact Information

www.novusbio.com
Technical Support: nb-technical@bio-techne.com
Orders: nb-customerservice@bio-techne.com
General: novus@novusbio.com

Products Related to NBP2-80852

HAF007	Goat anti-Mouse IgG Secondary Antibody [HRP]
NB720-B	Rabbit anti-Mouse IgG (H+L) Secondary Antibody [Biotin]
NBP1-97005-0.5mg	Mouse IgG1 Isotype Control (MG1)
NBP2-52617	Recombinant Human MMP-1 His Protein

Limitations

This product is for research use only and is not approved for use in humans or in clinical diagnosis. Primary Antibodies are guaranteed for 1 year from date of receipt.

For more information on our 100% guarantee, please visit www.novusbio.com/guarantee

Earn gift cards/discounts by submitting a review: www.novusbio.com/reviews/submit/NBP2-80852

Earn gift cards/discounts by submitting a publication using this product:
www.novusbio.com/publications

