

Product Datasheet

LRP2 Antibody (CD7D5) - Azide and BSA Free NBP2-80836

Unit Size: 0.1 mg

Store at 4C short term. Aliquot and store at -20C long term. Avoid freeze-thaw cycles.

www.novusbio.com



technical@novusbio.com

Protocols, Publications, Related Products, Reviews, Research Tools and Images at:
www.novusbio.com/NBP2-80836

Updated 8/17/2023 v.20.1

Earn rewards for product
reviews and publications.

Submit a publication at www.novusbio.com/publications

Submit a review at www.novusbio.com/reviews/destination/NBP2-80836



NBP2-80836

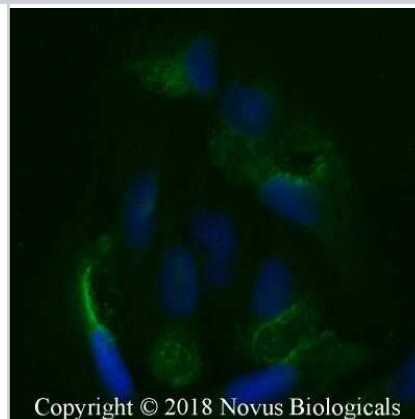
LRP2 Antibody (CD7D5) - Azide and BSA Free

Product Information	
Unit Size	0.1 mg
Concentration	1 mg/ml
Storage	Store at 4C short term. Aliquot and store at -20C long term. Avoid freeze-thaw cycles.
Clonality	Monoclonal
Clone	CD7D5
Preservative	No Preservative
Isotype	IgG1
Purity	Protein G purified
Buffer	PBS
Target Molecular Weight	600 kDa
Product Description	
Host	Mouse
Gene ID	4036
Gene Symbol	LRP2
Species	Human, Mouse, Rat
Reactivity Notes	Please note that this antibody is reactive to Mouse and derived from the same host, Mouse. Mouse-On-Mouse blocking reagent may be needed for IHC and ICC experiments to reduce high background signal. You can find these reagents under catalog numbers PK-2200-NB and MP-2400-NB. Please contact Technical Support if you have any questions.
Immunogen	Purified human Megalin
Product Application Details	
Applications	Immunocytochemistry/ Immunofluorescence, Immunohistochemistry, Immunohistochemistry-Frozen, Immunohistochemistry-Paraffin
Recommended Dilutions	Immunohistochemistry 2-5 ug/ml, Immunocytochemistry/ Immunofluorescence 2-5 ug/ml, Immunohistochemistry-Paraffin 1:200, Immunohistochemistry-Frozen 1:50-1:300

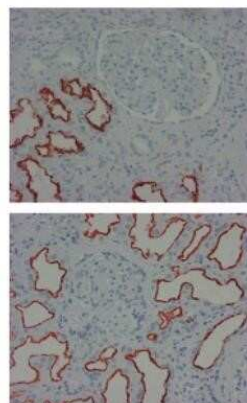


Images

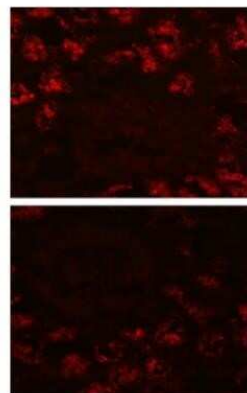
Immunocytochemistry/Immunofluorescence: LRP2 Antibody (CD7D5) - Azide and BSA Free [NBP2-80836] - U2OS cells were fixed for 10 minutes using 10% formalin and then permeabilized for 5 minutes using 1X PBS + 0.1% Saponin. The cells were incubated with anti-LRP2 (CD7D5) at 20 ug/ml overnight at 4C and detected with an anti-mouse Dylight 488 (Green) at a 1:500 dilution. Nuclei were counterstained with DAPI (Blue). Cells were imaged using a 40X objective. Image from the standard format of this antibody.



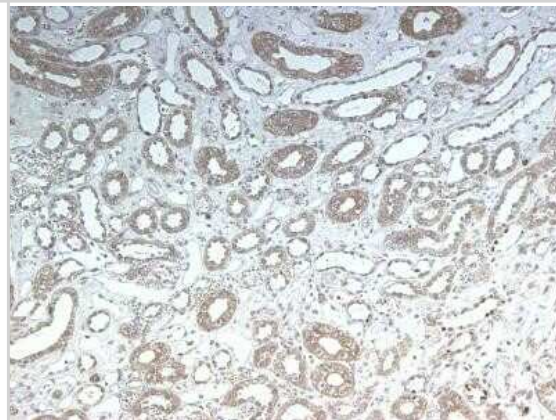
Immunohistochemistry-Paraffin: LRP2 Antibody (CD7D5) - Azide and BSA Free [NBP2-80836] - Staining (paraffin-embedded tissue-sections fixed in formalin) of Megalin in the brush border of the proximal tubule. Image from the standard format of this antibody.



Immunocytochemistry/Immunofluorescence: LRP2 Antibody (CD7D5) - Azide and BSA Free [NBP2-80836] - Immunofluorescence staining of Megalin in the brush border of the proximal tubule. Image from the standard format of this antibody.



Immunohistochemistry-Paraffin: LRP2 Antibody (CD7D5) - Azide and BSA Free [NBP2-80836] - Staining on human kidney at 1:100, overnight incubation at 4C. Image from a review by a confirmed customer. Image from the standard format of this antibody.





Novus Biologicals USA

10730 E. Briarwood Avenue
Centennial, CO 80112
USA
Phone: 303.730.1950
Toll Free: 1.888.506.6887
Fax: 303.730.1966
nb-customerservice@bio-techne.com

Bio-Techne Canada

21 Canmotor Ave
Toronto, ON M8Z 4E6
Canada
Phone: 905.827.6400
Toll Free: 855.668.8722
Fax: 905.827.6402
canada.inquires@bio-techne.com

Bio-Techne Ltd

19 Barton Lane
Abingdon Science Park
Abingdon, OX14 3NB, United Kingdom
Phone: (44) (0) 1235 529449
Free Phone: 0800 37 34 15
Fax: (44) (0) 1235 533420
info.EMEA@bio-techne.com

General Contact Information

www.novusbio.com
Technical Support: nb-technical@bio-techne.com
Orders: nb-customerservice@bio-techne.com
General: novus@novusbio.com

Products Related to NBP2-80836

HAF007	Goat anti-Mouse IgG Secondary Antibody [HRP]
NB720-B	Rabbit anti-Mouse IgG (H+L) Secondary Antibody [Biotin]
NBP1-97005-0.5mg	Mouse IgG1 Isotype Control (MG1)
NBP2-39033PEP	LRP2 Recombinant Protein Antigen

Limitations

This product is for research use only and is not approved for use in humans or in clinical diagnosis. Primary Antibodies are guaranteed for 1 year from date of receipt.

For more information on our 100% guarantee, please visit www.novusbio.com/guarantee

Earn gift cards/discounts by submitting a review: www.novusbio.com/reviews/submit/NBP2-80836

Earn gift cards/discounts by submitting a publication using this product:
www.novusbio.com/publications

