

Product Datasheet

DRP1 Antibody (4E11B11) - Azide and BSA Free NBP2-80702

Unit Size: 0.1 ml

Store at 4C short term. Aliquot and store at -20C long term. Avoid freeze-thaw cycles.

www.novusbio.com



technical@novusbio.com

Protocols, Publications, Related Products, Reviews, Research Tools and Images at:
www.novusbio.com/NBP2-80702

Updated 4/20/2022 v.20.1

Earn rewards for product
reviews and publications.

Submit a publication at www.novusbio.com/publications

Submit a review at www.novusbio.com/reviews/destination/NBP2-80702



NBP2-80702

DRP1 Antibody (4E11B11) - Azide and BSA Free

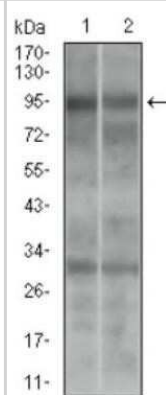
Product Information	
Unit Size	0.1 ml
Concentration	1 mg/ml
Storage	Store at 4C short term. Aliquot and store at -20C long term. Avoid freeze-thaw cycles.
Clonality	Monoclonal
Clone	4E11B11
Preservative	No Preservative
Isotype	IgG1
Purity	Ammonium sulfate precipitation
Buffer	PBS

Product Description	
Host	Mouse
Gene ID	10059
Gene Symbol	DNM1L
Species	Human, Rat
Immunogen	Partial recombinant human DRP1 (between residues 100-250) expressed in E. coli. [Uniprot: O00429]

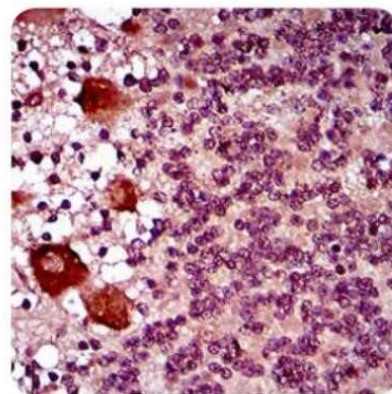
Product Application Details	
Applications	Western Blot, ELISA, Immunohistochemistry, Immunohistochemistry-Paraffin
Recommended Dilutions	Western Blot 1:500 - 1:2000, ELISA 1:10000, Immunohistochemistry 1:200 - 1:1000, Immunohistochemistry-Paraffin 1:200 - 1:1000

Images

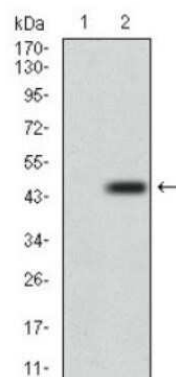
Western Blot: DRP1 Antibody (4E11B11) - Azide and BSA Free [NBP2-80702] - Analysis using DRP1 mouse mAb in (1) A549 and (2) Jurkat cell lysates. Image from the standard format of this antibody.



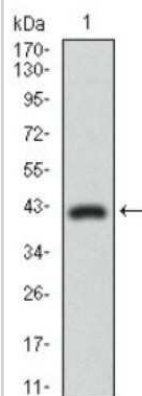
Immunohistochemistry: DRP1 Antibody (4E11B11) - Azide and BSA Free [NBP2-80702] - Analysis of paraffin-embedded human cerebellum tissues using DRP1 mouse mAb with DAB staining. Image from the standard format of this antibody.



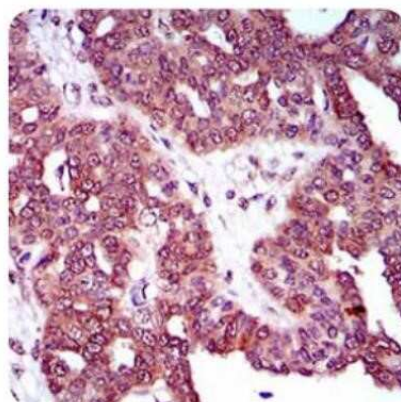
Western Blot: DRP1 Antibody (4E11B11) - Azide and BSA Free [NBP2-80702] - Analysis using DRP1 mAb in (1) HEK293 and (2) DRP1 hlgGfc transfected HEK293 cell lysate. Image from the standard format of this antibody.



Western Blot: DRP1 Antibody (4E11B11) - Azide and BSA Free [NBP2-80702] - Analysis using DRP1 mAb in human DRP1 recombinant protein. (Expected MW is 41.8 kDa) Image from the standard format of this antibody.



Immunohistochemistry: DRP1 Antibody (4E11B11) - Azide and BSA Free [NBP2-80702] - Analysis of paraffin-embedded human ovarian cancer tissues using DRP1 mouse mAb with DAB staining. Image from the standard format of this antibody.





Novus Biologicals USA

10730 E. Briarwood Avenue
Centennial, CO 80112
USA
Phone: 303.730.1950
Toll Free: 1.888.506.6887
Fax: 303.730.1966
nb-customerservice@bio-techne.com

Bio-Techne Canada

21 Canmotor Ave
Toronto, ON M8Z 4E6
Canada
Phone: 905.827.6400
Toll Free: 855.668.8722
Fax: 905.827.6402
canada.inquires@bio-techne.com

Bio-Techne Ltd

19 Barton Lane
Abingdon Science Park
Abingdon, OX14 3NB, United Kingdom
Phone: (44) (0) 1235 529449
Free Phone: 0800 37 34 15
Fax: (44) (0) 1235 533420
info.EMEA@bio-techne.com

General Contact Information

www.novusbio.com
Technical Support: nb-technical@bio-techne.com
Orders: nb-customerservice@bio-techne.com
General: novus@novusbio.com

Products Related to NBP2-80702

HAF007	Goat anti-Mouse IgG Secondary Antibody [HRP]
NB720-B	Rabbit anti-Mouse IgG (H+L) Secondary Antibody [Biotin]
NBP1-97005-0.5mg	Mouse IgG1 Isotype Control (MG1)
H00010059-P01-10ug	Recombinant Human DRP1 GST (N-Term) Protein

Limitations

This product is for research use only and is not approved for use in humans or in clinical diagnosis. Primary Antibodies are guaranteed for 1 year from date of receipt.

For more information on our 100% guarantee, please visit www.novusbio.com/guarantee

Earn gift cards/discounts by submitting a review: www.novusbio.com/reviews/submit/NBP2-80702

Earn gift cards/discounts by submitting a publication using this product:
www.novusbio.com/publications

