

# Product Datasheet

## CITED4 Antibody (HT13-2D6.3) - Azide and BSA Free NBP2-80672

Unit Size: 0.1 ml

Aliquot and store at -20C or -80C. Avoid freeze-thaw cycles.

[www.novusbio.com](http://www.novusbio.com)



[technical@novusbio.com](mailto:technical@novusbio.com)

Protocols, Publications, Related Products, Reviews, Research Tools and Images at:  
[www.novusbio.com/NBP2-80672](http://www.novusbio.com/NBP2-80672)

Updated 9/9/2025 v.20.1

Earn rewards for product  
reviews and publications.

Submit a publication at [www.novusbio.com/publications](http://www.novusbio.com/publications)

Submit a review at [www.novusbio.com/reviews/destination/NBP2-80672](http://www.novusbio.com/reviews/destination/NBP2-80672)



**NBP2-80672**

CITED4 Antibody (HT13-2D6.3) - Azide and BSA Free

Product Information	
Unit Size	0.1 ml
Concentration	1 mg/ml
Storage	Aliquot and store at -20C or -80C. Avoid freeze-thaw cycles.
Clonality	Monoclonal
Clone	HT13-2D6.3
Preservative	No Preservative
Isotype	IgG1 Kappa
Purity	Protein G purified
Buffer	Tris-Glycine, 0.15 M NaCl

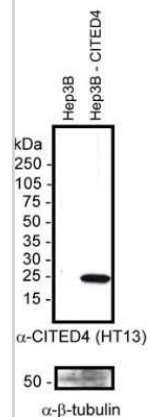
Product Description	
Description	Novus Biologicals Mouse CITED4 Antibody (HT13-2D6.3) - Azide and BSA Free (NB110-41572) is a monoclonal antibody validated for use in IHC, WB, ELISA, Flow, ICC/IF and IP. All Novus Biologicals antibodies are covered by our 100% guarantee.
Host	Mouse
Gene ID	163732
Gene Symbol	CITED4
Species	Human
Immunogen	N-terminal fusion protein to full-length human CITED4 [UniProt# Q96RK1]

Product Application Details	
Applications	Western Blot, Immunohistochemistry-Paraffin, ELISA, Flow Cytometry, Immunocytochemistry/ Immunofluorescence, Immunohistochemistry, Immunoprecipitation
Recommended Dilutions	Western Blot 1:100-1:2000, Flow Cytometry 1 ug per million cells, ELISA 1:100-1:2000, Immunohistochemistry, Immunocytochemistry/ Immunofluorescence 1:10-1:500, Immunoprecipitation 1:10-1:500, Immunohistochemistry-Paraffin reported in scientific literature
Application Notes	This CITED4 antibody is useful for CITED4 transfected cells. In Western blot a band was observed ~25 kDa. A lower (15 kDa) non-specific band may also be seen. Dilutions should be determined by the researcher.

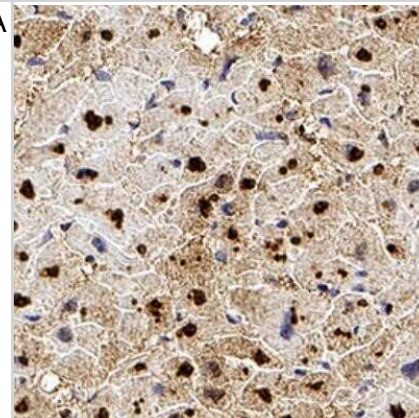


## Images

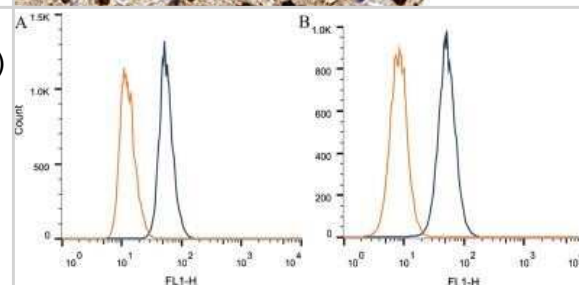
Western Blot: CITED4 Antibody (HT13-2D6.3) - Azide and BSA Free [NBP2-80672] - Detection of human CITED4 in 20ug of transfected whole cell Hep3B lysate using NB110-415752. Photo courtesy of Dr. DeCaprio, DFCI. Image from the standard format of this antibody.



Immunohistochemistry: CITED4 Antibody (HT13-2D6.3) - Azide and BSA Free [NBP2-80672] - CITED4 was detected in immersion fixed paraffin-embedded sections of human heart using Mouse Anti-Human CITED4 (HT13-2D6.3) Monoclonal Antibody (Catalog # NB110-41572) at 1:300 for 1 hour at room temperature followed by incubation with the Anti-Mouse IgG



Flow Cytometry: CITED4 Antibody (HT13-2D6.3) - Azide and BSA Free [NBP2-80672] - Intracellular flow cytometric staining of  $1 \times 10^6$  CHO (A) and HEK-293 (B) cells using CITED4 antibody (dark blue). Isotype control shown in orange. An antibody concentration of  $1 \mu\text{g}/1 \times 10^6$  cells was used. Image from the standard format of this antibody.





### **Novus Biologicals USA**

10730 E. Briarwood Avenue  
Centennial, CO 80112  
USA  
Phone: 303.730.1950  
Toll Free: 1.888.506.6887  
Fax: 303.730.1966  
nb-customerservice@bio-techne.com

### **Bio-Techne Canada**

21 Canmotor Ave  
Toronto, ON M8Z 4E6  
Canada  
Phone: 905.827.6400  
Toll Free: 855.668.8722  
Fax: 905.827.6402  
canada.inquires@bio-techne.com

### **Bio-Techne Ltd**

19 Barton Lane  
Abingdon Science Park  
Abingdon, OX14 3NB, United Kingdom  
Phone: (44) (0) 1235 529449  
Free Phone: 0800 37 34 15  
Fax: (44) (0) 1235 533420  
info.EMEA@bio-techne.com

### **General Contact Information**

www.novusbio.com  
Technical Support: nb-technical@bio-techne.com  
Orders: nb-customerservice@bio-techne.com  
General: novus@novusbio.com

### **Products Related to NBP2-80672**

---

NBP2-33376H	Blue Marker Antibody (6F4-F6) [HRP]
HAF007	Goat anti-Mouse IgG Secondary Antibody [HRP]
NB7539	Goat anti-Mouse IgG (H+L) Secondary Antibody [HRP]
NBP1-43319-0.5mg	Mouse IgG1 Kappa Isotype Control (P3.6.2.8.1)

---

### **Limitations**

This product is for research use only and is not approved for use in humans or in clinical diagnosis. Primary Antibodies are guaranteed for 1 year from date of receipt.

For more information on our 100% guarantee, please visit [www.novusbio.com/guarantee](http://www.novusbio.com/guarantee)

Earn gift cards/discounts by submitting a review: [www.novusbio.com/reviews/submit/NBP2-80672](http://www.novusbio.com/reviews/submit/NBP2-80672)

Earn gift cards/discounts by submitting a publication using this product:  
[www.novusbio.com/publications](http://www.novusbio.com/publications)

